



City of Surigao

State of Local Governance Report 2020



TABLE OF CONTENTS

Message of the City Mayor	iii
Vision – Mission	iv
City Officials 2019-2022	v
City Department Heads	vi
The Barangays of the City	vii
Brief Socio-Economic Profile	viii
1.0 GOVERNANCE & ADMINISTRATION	1
1.1 Local Legislation	
1.1.1 Fundamental Legislative Enactments	1
1.1.2 Legislative Official Expressions	4
1.1.3 Administrative Area	29
1.1.4 Tricycle and Trisikad Franchising	29
1.2 Planning and Project Development Services	30
1.2.1 Land Use and Zoning Regulation, Urban Development and Housing	33
1.3 Human Resource Development & Management	34
1.3.1 Public Employment Service Office (PESO)	36
1.4 Interior and Local Governance	36
1.5 Legal Services	
1.6 Fiscal Administration	38
1.6.1 Income	38
1.6.2 Expenditures	44
1.6.3 Resource Allocation	46
2.0 SOCIAL DEVELOPMENT	47
2.1 Education and Manpower Development	47
2.2 Health & Nutrition Services	59
2.3 Social Welfare and Development	78
2.4 Housing and Resettlement	90
2.5 Protective Services	91
2.5.1 Public Order and Safety	91
2.5.2 Disaster Risk Reduction Management	119
2.5.3 Emergency Response Service	122
3.0 ECONOMIC DEVELOPMENT	124
3.1 Agriculture and Fishery Development	124
3.1.1. Masaganang Ani at Mataas na Kita Program	95
3.1.2. Locally Funded Agricultural Support Services/Programs & Projects	130
3.1.3. Data on Crop and Fishery Production	139
3.1.4. Coconut Industry	141
3.2 Livestock Development	143
3.2.1. Animal Health Prevention and Disease Control Program	143

3.2.2.	Animal Production Program	154
3.2.3.	Meat Processing Program	134
3.2.4.	Veterinary Public Health Program	159
3.2.5.	Implementation of Programs/Projects Funded Under 5% CDRRM funds	140
3.3	Agrarian Reform	164
3.4	Tourism Development	165
3.4.1	Tourist Arrivals	165
3.4.2	Room Supply and Number of Beds	168
3.4.3	Occupancy Rate	171
3.4.4	Tourism Enterprises Registration & Accreditation	171
3.4.5	Tourism Receipts	172
3.4.6	Annual Events and Festivals	172
3.4.7	Tourism Infrastructure	178
3.4.8	Other Tourism Related Activities	179
3.5	Entrepreneurship, Business and Industry Development	180
3.5.1.	Business Establishments/Business Name Registrations	180
3.5.2.	Business Investments/Business Gross Sales	183
3.5.3	Employment Promotion	185
3.5.4.	Imports/Exports Promotion	187
4.0	ENVIRONMENTAL MANAGEMENT	189
4.1	Forest and Watershed Management	189
4.2	Coastal Resource Management	189
4.3	Pollution Prevention and Mineral Resources	190
4.4	Solid Waste Management	192
4.5	Operation of the Sanitary Landfill Facility	193
5.0	INFRASTRUCTURE DEVELOPMENT	196
5.1	Roads and Bridges	197
5.2	Flood Control	198
5.3	Schools and Public Buildings	198
5.4	Power	200
5.5	Water System and Irrigation System	201
5.6	Ports and Utilities	202
5.7	Information and Communication Technology	205

LIST OF TABLES

Table No.	TITLE	PAGE
TABLE 1.1	INCOME GENERATED FROM LAND USE AND ZONING ADMINISTRATION 2019-2020	33
TABLE 1.2	INCOME GENERATED FROM URBAN DEVELOPMENT AND HOUSING PROJECTS 2019-2020	34
TABLE 1.3	COMPARATIVE LGU INCOME BY SOURCE, SURIGAO CITY 2019-2020	39
TABLE 1.4	COLLECTION PERFORMANCE (REGULAR SOURCES) SURIGAO CITY 2020	42
TABLE 1.5	COMPARATIVE COLLECTION (REGULAR SOURCES) SURIGAO CITY 2019-2020	42
TABLE 1.6	COMPARATIVE REAL PROPERTY TAX ACCOMPLISHMENT RATE, SURIGAO CITY 2018-2020	43
TABLE 1.7	EXPENDITURES, SURIGAO CITY CY 2020	44
TABLE 2.1	BASIC EDUCATION PERFORMANCE	47
TABLE 2.2	REQUIRED NUMBER OF TEACHERS	49
TABLE 2.3	REQUIRED NUMBER OF CLASSROOMS	49
TABLE 2.4	REQUIRED NUMBER OF FURNITURE	49
TABLE 2.5	CLASSROOMS/SCHOOL BUILDING CONSTRUCTED, CY 2020	50
TABLE 2.6	SEF INCOME, EXPENDITURES AND SURPLUS	52
TABLE 2.7	SEF DISBURSEMENTS BY EXPENSE CLASS CY2020	52
TABLE 2.8	SCHOLARSHIP FUNDS FROM TESDA	53
TABLE 2.9	TOTAL ENROLMENT & GRADUATES CY2020	54
TABLE 2.10	TESDA SCHOLARSHIP PROGRAM CY2020	57
TABLE 2.11	VITAL HEALTH INDICES 2016-2020	59
TABLE 2.12	TREND OF LEADING CAUSES OF MORTALITY CY 2019 VS. 2020	59
TABLE 2.13	TREND OF LEADING CAUSES OF MORBIDITY CY 2019 VS. 2020	60
TABLE 2.14	NEONATAL MORTALITY RATE, CY2019-2020	60
TABLE 2.15	INFANT MORTALITY RATE	61
TABLE 2.16	UNDER FIVE MORTALITY RATE	61
TABLE 2.17	STILLBIRTH CASES	61
TABLE 2.18	MATERNAL MORTALITY RATE CY 2018-2019	62
TABLE 2.19	COMPARATIVE NUMBER OF TOTAL FACILITY-BASED DELIVERIES	63
TABLE 2.20	NUMBER OF DELIVERIES BY BIRTHING HOME FACILITY 2019-2020	63
TABLE 2.21	POSTPARTUM WOMEN WHO COMPLETED IRON WITH FOLIC ACID SUPPLEMENTATION	64
TABLE 2.22	POLIO OUTBREAK RESPONSE IMMUNIZATION (PORI) ACCOMPLISHMENT 2020 BY DISTRICT	65
TABLE 2.23	BASIC ORAL HEALTH CARE, BY AGE GROUP	66
TABLE 2.24	NUMBER OF BLOOD DONORS, BY HEALTH DISTRICT	67
TABLE 2.25	TUBERCULOSIS (TB) CONTROL PROGRAM	67
TABLE 2.26	VOLUNTARY COUNSELING AND TESTING 2016- 2019	68
TABLE 2.27	NUMBER OF PERSONS DEWORMED, BY SEX AND BY AGE GROUP	69
TABLE 2.28	NUMBER OF HUMAN RABIES SUSPECT CASES SEEN	70
TABLE 2.29	INVENTORY OF COVID-19 FACILITIES	74
TABLE 2.30	PERCENTAGE OF HOUSEHOLDS WITH ACCESS TO SAFE WATER AND SANITARY TOILET FACILITIES	75
TABLE 2.31	ENVIRONMENTAL SANITATION ACTIVITIES CY2020	75
TABLE 2.32	HUMAN RESOURCES FOR HEALTH DEPLOYED BY THE DEPARTMENT OF HEALTH	76
TABLE 2.33	DOH-AUGMENTED MEDICINES CY2020	77
TABLE 2.34	NEWLY CONSTRUCTED HEALTH STATIONS FUNDED UNDER THE HFEP	78
TABLE 2.35	SUMMARY OF CSWD PROGRAMS AND SERVICES	79
TABLE 2.36	SUMMARY OF CLIENTS SERVED AT THE CRISIS CENTER FOR WOMEN AND CHILDREN	80
TABLE 2.37	NUMBER OF FAMILIES PROVIDED WITH SAP CASH ASSISTANCE PER BARANGAY	83
TABLE 2.38	LIVELIHOOD PROJECTS ASSISTED BY THE LAG	85
TABLE 2.39	REGISTERED/ACTIVE 4Ps BENEFICIARIES PER BARANGAY	86
TABLE 2.40	SUMMARY OF CIVIL REGISTRATION CY 2020	89
TABLE 2.41	ACTUAL COLLECTION FOR CY2020	90
TABLE 2.42	CRIME STATISTICS CY 2019-2020	92

TABLE 2.42	ILLEGAL DRUG ACCOMPLISHMENT CY2020	94
TABLE 2.43	ILLEGAL GAMBLING ACCOMPLISHMENT CY2020	95
TABLE 2.44	NUMBER OF VIOLATIONS OF QUARANTINE PROTOCOLS	109
TABLE 2.45	BJMP ESTIMATED GOVERNMENT SAVINGS	115
TABLE 2.46	BALIK-PROBINSYA PROGRAM NUMBER OF FETCHED/ASSISTED INDIVIDUALS	121
TABLE 3.1	DA FUNDED LOANS RELEASED TO SURIGAO CITY FARMERS CY 2020	106
TABLE 3.2	SEEDS/PLANTING MATERIALS DISRTIBUTED TO FARMERS UNDER THE HVCP OF DA-RFO XIII CY 2020	106
TABLE 3.3	DISTRIBUTED PRE AND POST HARVEST MACHINERIES/EQUIPMENT CY 2020	107
TABLE 3.4	GOAT AND NATIVE CHICKEN PRODUCTION PROJECT UNDER THE ORGANIC AGRICULTURE PROGRAM CY2020	108
TABLE 3.5	BFAR-FUNDED FISHERYINTERVENTIONS CY2020	111
TABLE 3.6	FIELD EXTENSION SERVICES RENDERED AND NUMBER OF FARMERS SERVED	111
TABLE 3.7	INTERVENTIONS UNDER THE HVCDP PROGRAM OF DA-RFO CY2020	112
TABLE 3.8	LIST OF MACHINERIES/EQUIPMENT SCHEDULED FOR RELEASE IN CY2021	113
TABLE 3.9	LOCALLY-FUNDED CONSTRUCTION/REPAIR/REHABILITATION OF IRRIGATION SYSTEM	113
TABLE 3.10	NIA FUNDED IRRIGATION PROJECTS FOR SURIGAO CITY 2020	114
TABLE 3.11	PROPOSED FMR PROJECTS SUBMITTED TO DBM CENTRAL FOR FUNDING	114
TABLE 3.12	NO. OF PCIC ENROLLED FARMERS AND NO. OF HECTARES ENSURED PER SEASON	115
TABLE 3.13	FISHERY PROJECTS UNDER THE 20% DEVELOPMENT FUND BUDGET IMPLEMENTED BY THE CITY AGRICULTURE OFFICE 2020	115
TABLE 3.14	SUMMARY OF FISH CAGE OPERATIONS AND CORRESPONDING PRODUCTION AT NABAGO MARICULTURE PARK	116
TABLE 3.15	COMPARATIVE DATA ON RICE AND CORN PRODUCTION 2016-2020	117
TABLE 3.16	ANNUAL FISHERY PRODUCTION AND PERCENT INCREASE/DECREASE	118
TABLE 3.17	COMPARATIVE FISHERY PRODUCTION 2015-2020	119
TABLE 3.18	PARTICIPATORY COCONUT PLANTING PROJECT 2020	120
TABLE 3.19	INDIGENOUS PEOPLE OUTREACH PROGRAM 2020	121
TABLE 3.20	COCONUT FERTILIZATION PROJECT CY2020	122
TABLE 3.21	STATUS OF PCAs KANIB ENTERPRISE DEVELOPMENT PROJECTS	123
TABLE 3.22	ANNUAL ACCOMPLISHMENT DATA ON LIVESTOCK AND POULTRY VACCINATION 2020	124
TABLE 3.23	COMPARATIVE DATA ON LIVESTOCK AND POULTRY VACCINATION 2014-2020	125
TABLE 3.24	ANNUAL ACCOMPLISHMENT DATA ON LIVESTOCK DEWORMING 2020	125
TABLE 3.25	COMPARATIVE DATA ON LIVESTOCK AND POULTRY DEWORMING 2014-2020	126
TABLE 3.26	ANNUAL ACCOMPLISHMENT DATA ON LIVESTOCK TREATMENT 2020	128
TABLE 3.27	COMPARATIVE DATA ON LIVESTOCK TREATMENT 2014-2020	128
TABLE 3.28	ANNUAL ACCOMPLISHMENT DATA ON BLOOD COLLECTION/EXAMINATION ON LIVESTOCK 2020	129
TABLE 3.29	ANNUAL ACCOMPLISHMENT DATA ON RABIES VACCINATION, ERADICATION AND STRAY DOG CONTROL	130
TABLE 3.30	COMPARATIVE DATA ON RABIES VACCINATION AND REGISTRATION 2014-2020	151
TABLE 3.31	ANNUAL ACCOMPLISHMENT DATA ON RABIES FEES COLLECTION AND DOG/CAT REGISTRATION 2020	152
TABLE 3.32	COMPARATIVE DATA ON RABIES FEES COLLECTION AND DOG/CAT REGISTRATION	152
TABLE 3.33	ANNUAL ACCOMPLISHMENT DATA ON OTHER VETERINARY SUPPORT SERVICES 2020	153
TABLE 3.34	ANNUAL ACCOMPLISHMENT DATA ON LIVESTOCK ARTIFICIAL INSEMINATION	155
TABLE 3.35	COMPARATIVE DATE ON ANIMALS ARTIFICIALLY INSEMINATED 2013-2020	155
TABLE 3.36	ANNUAL ACCOMPLISHMENT DATA ON OFFSPRING PRODUCED THROUGH ARTIFICIAL INSEMINATION 2020	156
TABLE 3.37	COMPARATIVE DATE ON OFFSPRING PRODUCED THROUGH ARTIFICIAL INSEMINATION 2013-2020	156
TABLE 3.38	ANNUAL ACCOMPLISHMENT DATA ON NATURAL BREEDING SERVICES AND OFFSPRING PRODUCED 2020	157
TABLE 3.39	COMPARATIVE DATA ON ANIMALS NATURALLY-BRED 2013-2020	158
TABLE 3.40	COMPARATIE DATA ON OFFSPRING PRODUCED THROUGH NATURAL BREEDING 2013-2020	158
TABLE 3.41	ANNUAL DATA ON LIVESTOCK DISPERSAL/REDISPERSAL PROGRAM 2020	159

TABLE 3.42	ACCOMPLISHMENT DATA ON ANTE-MORTEM INSPECTION 2020	160
TABLE 3.43	ANNUAL ACCOMPLISHMENT DATA ON POST-MORTEM INSPECTION 2020	160
TABLE 3.44	ACCOMPLISHMENT DATA ON POST ABBATTOIR INSPECTION 2020	161
TABLE 3.45	COMPARATIVE DATA ON TOTAL ANIMAL SLAUGHTERED (IN HEADS) AT THE CITY SLAUGHTERHOUSE 2014-2020	162
TABLE 3.46	COMPARATIVE DATA ON TOTAL ANIMAL SLAUGHTERED (IN KILOS) AT THE CITY SLAUGHTERHOUSE 2014-2020	163
TABLE 3.47	COMPARATIVE DATA ON SLAUGHTERHOUSE INCOME	163
TABLE 3.48	PROGRAMS, PROJECTS AND ACTIVITIES IMPLEMENTED BY CITY DAR, CY2020	164
TABLE 3.49	COMPARATIVE DATA ON TOURIST ARRIVALS BY COUNTRY OF RESIDENCE 2016-2020	165
TABLE 3.50	COMPARATIVE TOP TEN FOREIGN MARKETS 2018-2020	167
TABLE 3.51	COMPARATIVE DATA ON MONTHLY TOURISTS ARRIVALS, 2016-2020	168
TABLE 3.52	COMPARATIVE DATA ON ROOM SUPPLY WITH NUMBER OF BEDS PER ACCOMMODATION ESTABLISHMENT 2016-2020	169
TABLE 3.53	LIST OF TOURISM ESTABLISHMENTS REGISTERED WITH THE CITY TOURISM OFFICE AND ACCREDITED BY THE DEPARTMENT OF TOURISM 2020	171
TABLE 3.54	COMPARATIVE TOTAL NUMBER OF REGISTERED BUSINESS ESTABLISHMENTS 2012-2020	181
TABLE 3.55	COMPARATIVE NUMBER AND TYPE OF REGISTERED BUSINESS ESTABLISHMENTS 2014-2020	181
TABLE 3.56	COMPARATIVE NUMBER OF BUSINESS NAME REGISTRATION 2015-2020	183
TABLE 3.57	COMPARATIVE ANNUAL BUSINESS INVESTMENTS 2018-2020	184
TABLE 3.58	COMPARATIVE DATA ON BUSINESS GROSS SALES OF REGISTERED ESTABLISHMENTS 2015-2020	184
TABLE 3.59	TOP 20 BUSINESS TAX PAYERS 2020	185
TABLE 3.60	COMPARATIVE NUMBER OF EMPLOYMENT FOR NEW AND RENEWAL OF BUSINESS 2016-2020	186
TABLE 3.61	COMPARATIVE ANNUAL EMPLOYMENT GENERATED IN BUSINESS INVESTMENTS 2018-2020	186
TABLE 3.62	ANNUAL TOURISM EMPLOYMENT GENERATION PER SECTOR OF THE INDUSTRY 2020	187
TABLE 3.63	COMPARATIVE DATA ON REVENUE COLLECTION, SURIGAO CITY SUB-PORT 2018-2020	188
TABLE 3.64	IMPORT COMPARATIVE DATA 2019-2020	188
TABLE 4.1	OPLAN KUHA CELLOPHANE/PAPEL AND RECYCLABLE WASTE PROGRAM SUMMARY REPORT 2020	192
TABLE 4.2	MONTHLY SUMMARY REPORT ON RESIDUAL AND RECYCLABLE WASTE DUMPED AND STORED AT THE SANITARY LANDFILL SITE	194
TABLE 5.1	COMPARATIVE INFRASTRUCTURE PROJECTS IMPLEMENTED CY2020	196
TABLE 5.2	COMPARATIVE SHIPPING AND TRADE STATISTICS 2019-2020	203
TABLE 5.3	2020 ACCOMPLISHED INFRASTRUCTURE PROJECTS	206

LIST OF CHARTS

Chart No.	TITLE	PAGE
CHART 1.1	COMPARATIVE TOTAL LGU INCOME 20013-2020	33
CHART 1.2	2020 LOCAL INCOME DISTRIBUTION	34
CHART 1.3	COMPARATIVE PERFORMANCE OF MAJOR SOURCES OF LOCAL REVENUES 2018-2020	39
CHART 1.4	2020 EXPENDITURES	42
CHART 1.5	BREAKDOWN OF BUDGET APPROPRIATIONS 2020	42
CHART 2.1	COMPARATIVE NUMBER OF INDEX CRIMES 2019-2020	93
CHART 2.2	COMPARATIVE NUMBER OF NON-INDEX CRIME 2019-2020	93

City of Surigao



MESSAGE



The City of Surigao hereby presents this annual Accomplishment Report for the year 2020.

The declaration of a Global Pandemic and a State of Public Health Emergency throughout the Philippines due to the Coronavirus Disease (COVID-19) made the year 2020 a very difficult time for all of us. Despite these challenges, the Surigaonons still have many reasons to be thankful.

With the blessings of the Divine Providence, the city has maintained its low risk status. And with greater cooperation and convergence with our local legislators, especially the members of the Sangguniang Panlungsod, our own departments in the city government, the provincial government, various national government agencies, the civil society groups, the business sector, the academe and religious groups, we have sustained our development initiatives and made substantial economic gains during the year.

I thank all those who have made their contributions to our on-going developmental efforts, and may we continue to be partners in bringing about the needed advancement in the quality of life for all Surigaonons especially during this health pandemic and in the coming post-COVID years.

Let us remain hopeful and positive, and look forward to a more progressive and happier 2021.

Padajon Paglambo Surigao!

ERNESTO U. MATUGAS, JR.

City Mayor



Vision

With the blessings of the Divine Providence, Surigao in 2025: A model city for good governance, economic dynamism, and environmental quality.

Mission

To continuously raise the standards of governance through the empowerment of our citizenry. The outcomes from effective partnerships and cooperation shall secure total quality of life of all our citizens. We are open to share our own experience and learn from the best practices of other cities in Caraga, in Mindanao, and the rest of the country.

City Officials

2019 – 2022



Hon. Ernesto U. Matugas, Jr.
City Mayor



Hon. Ernesto T. Matugas
City Vice Mayor



Hon. Cacer R. Azarcon
City Councilor
Committee on Rules, Committee on
Good Government



Hon. Sebastian Ric A. Nagas
City Councilor
Committee on Environment and Natural
Resources, Committee on Tourism



Hon. Danilo C. Menor
City Councilor
Committee on Ways and Means,
Committee on Transportation,
Communication and Utilities



Hon. Joshua Emilio S. Geli
City Councilor
Committee on Gen. Services and Gov't.
Property Management, Committee on
Women and Family



Hon. Noel Christian G. Catre, Jr.
City Councilor
Committee on Labor and Employment



Hon. Jose Expeditus B. Bayana
City Councilor
Committee on Trades, Business, Industry and
Econ. Enterprise, Committee on Appropriation,
Committee on Urban Dev't. and Land Use



Hon. Victor C. Borja
City Councilor
Committee on Public Works and
Infrastructure, Committee on
Cooperatives



Hon. Leonilo A. Aldonza
City Councilor
Committee on Human Rights



Hon. Joseph Joey S. Yuipco
City Councilor
Committee on Agriculture and Fisheries
Committee on Public Order and Safety



Hon. Mario I. Gesta
City Councilor
Committee on Education, Culture and Heritage
Committee on Social Welfare
Committee on Health and Sanitation



Hon. Rico A. Nagas
Liga ng Barangay
Committee on Barangay Affairs



Hon. Janree J. Gonzales
SK Federated President
Committee on Youth and Sports

CITY DEPARTMENT HEADS/CHIEFS OF OFFICES

NAME	DESIGNATION	OFFICE
ATTY. JERRY R. CENTRO	City Administrator	City Administrator's Office
	Operations Head-designate	Integ. Bus & Jeepney Terminal
	Operations Head-designate	City Public Market Office
	Operations Head-designate	Livelihood Training Productivity Center
ATTY. MANUELITO D. DELANI	City Legal Officer	City Legal Office
MS. NENITA G. LOAYON	SP Secretary	Sangguniang Panlungsod
MS. HAIREE CEL S. PEDIMONTE	City Personnel Officer	City Personnel Office
MR. URIEL EUGENIO S. CORREOS	Acting City Planning and Development Coordinator	City Planning & Development Office
MS. MARIETTA O. SAMSON	City Budget Officer	City Budget Office
MR. NELSON S. ALCALA	Acting City Treasurer	City Treasurer's Office
MS. EMMADEL V. LISONDRA	Acting City Accountant	City Accounting Office
MS. HYDE S. VILLALBA	City Agriculturist	City Agriculture's Office
ENGR. GIL RUFINO C. MENOR	City Engineer	City Engineer's Office
MS. MA. SOL L. POLINAR	City Assessor	City Assessor's Office
DR. EMMANUEL A. PLANDANO	City Health Officer	City Health Office
MS. GLORIA R. SALVADOR	City Social Welfare Officer/Population and Development Officer-designate	City Social Welfare & Devt. Office
MR. JUPITER J. DOTILLOS	City General Services Officer	City General Services Office
	Civil Security Chief-designate	Civil Security Unit
MS. GRACE R. POMOIY	City Civil Registrar	City Civil Registrar's Office
MS. ROSELYN ARMIDA B. MERLIN	City Tourism Officer	City Tourism Assistance Center
DR. ALAN F. QUINES, DVM	City Veterinarian	City Veterinary Office
ENGR. ELMER C. TECSON	City Environment & Natural Resources Officer	City Environment & Natural Resources Officer
MS. ALICIA G. MA	Special Operations Officer IV	Surigao City Cultural Center
MR. ERNESTO P. KANG	Business Permits & Licensing Officer	Business Permits & Licensing
MR. CHARITO E. ARRIBA	ERS Head-designate	Emergency Rescue Services
MR. GIL M. COLETO III	Traffic Management Head	City Traffic Mngt. Office
MR. MARK U. CATANE	City Sports Coordinator	City Sports Development Office
MS. ROSIE CHARLITA M. GRIAR	City Parole and Probation Officer	Parole and Probation Office
MS. JIMYLEN H. BALLICUD	City Local Govt Operations Officer	City DILG
MR. REGIEMAR K. TABINAS	City Auditor	Commission on Audit
MS. GLORIA D. CRUJE	Municipal Agrarian Reform Officer	City DAR
DR. KAREN L. GALANIDA, CESO VI	City Schools Superintendent	DepEd
MR. STALLONE G. ESPEJON	City Election Officer	COMELEC
PLTCOL CHRISTIAN L. RAFOLS II	OIC-City PNP Chief	City PNP
FS/INSP JULIUS DARYL M. BULATAO	City Fire Marshall	City BFP
J/CINSP. ROBERTO C. GOTICO	City Jail Warden	Surigao City Jail
ATTY. IRWIN ARIEL D. MIEL	City Prosecutor-OIC	City Prosecutor's Office
JUDGE JULIETO N. BAJAN	City Judge	MTCC-Branch II

THE BARANGAYS OF THE CITY

BARANGAY	POPULATION*		Land Area (sq. km.)	PUNONG BARANGAY
	CY 2010	CY 2015		
1. Alang-alang	561	405	1.3680	Amorita E. Salva
2. Alegria	666	574	1.0675	Leo B. Escopete
3. Anomar	1,360	1,727	5.3647	Abdulvic U. Contemplo
4. Aurora	758	677	9.7149	Lucita L. Custodio
5. Balibayon	1,468	1,752	4.2861	Judith S. Escañan
6. Baybay	324	330	1.4350	Maximo B. Lanzaderas
7. Bilabid	313	293	0.6672	Belly B. Erazo
8. Bitaugan	582	637	1.3532	Jovelyn F. Alsong
9. Bonifacio	2,893	3,534	3.8861	Daisy S. Roda
10. Buenavista	1,293	916	1.9095	Aproniano E. Sales, Jr.
11. Cabongbongan	754	905	3.5450	Evelyn M. Torejas
12. Cagniog	4,289	5,225	4.5497	Marietta A. Boquilon
13. Cagutsan	339	345	3.3189	Juvy T. Dumay
14. Canlanipa	8,032	9,697	0.4054	Joel A. Cambalon
15. Cantiasay	834	984	16.4527	Noel Y. Detuya
16. Capalayan	2,317	2,502	3.2191	Dante T. Fernandez
17. Catadman	385	382	0.5376	Rogelio L. Bido
18. Danao	570	593	9.2127	Alex G. Palen
19. Danawan	631	573	0.5768	Flory O. Comendador
20. Day-asan	1,644	1,883	3.0404	Ruben B. Catarman
21. Ipil	3,879	4,323	6.5410	Jose Giovanni P. Penados
22. Libuac	991	949	0.8712	Laurose D. Saavedra
23. Lipata	2,021	2,653	2.5413	Narcisa S. Pamogas
24. Lisondra	874	882	1.0273	Tomasito A. Suazo
25. Luna	9,578	10,425	5.2766	Rico A. Nagas
26. Mabini	1,862	2,337	5.0419	Ernesto S. Perejan, Sr.
27. Mabua	2,482	2,778	1.4635	Leo G. Palero
28. Manjagao	712	851	3.9611	Ritchel C. Junio
29. Mapawa	993	1,132	6.8771	Joselito C. Bag-ao
30. Mat-I	5,128	5,722	8.4712	Reynaldo C. Olvis
31. Nabago	1,061	1,143	3.7538	Alberto D. Abaa
32. Nonoc	1,114	1,310	24.6927	Andres B. Lerio, Jr.
33. Orok	834	1,114	3.1230	Raul P. Sanglitan
34. Poctoy	1,576	1,688	4.6586	Josephine E. Patan

35. Punta Bilar	884	1,079	1.2019	Arturo S. Santillana, Jr.
36. Quezon	2,001	2,229	4.1748	Reynaldo D. Ganto
37. Rizal	5,579	6,659	11.4279	Severo A. Del Rosario, Jr.
38. Sabang	2,598	4,705	2.8877	Evie S. Igbalic
39. San Isidro	516	586	2.3263	Manuel G. Bagsic
40. San Jose	1,342	1,265	2.4586	Isaias C. Babatugon, Sr.
41. San Juan	13,627	14,925	4.4559	Susan G. Galinea
42. San Pedro	860	865	5.0236	Edgardo A. Gulfo
43. San Roque	1,230	1,444	3.0349	Jessie D. Laid
44. Serna	1,233	1,438	3.3878	Florenillo B. Ravelo
45. Sidlakan	396	307	0.6486	Joemar P. Diaz
46. Silop	1,173	1,485	4.1444	Florencio M. Lacabra
47. Sugbay	437	482	1.1549	Alexander P. Cabasa
48. Sukailang	1,230	1,386	7.4229	Renato G. Cabajes
49. Taft	19,946	18,571	0.8827	Pablo A. Bonono, Jr.
50. Talisay	1,490	1,403	25.4525	Vicente L. Ramiso
51. Togbongon	1,933	2,105	4.0751	Luther B. Elumba
52. Trinidad	2,319	2,587	7.6973	Danilo P. Reyes
53. Washington	18,040	18,900	1.3693	Christopher T. Bonite
54. Zaragosa	588	475	1.9021	Dale J. Gealogo
	140,540	154,137	249.34	

* CY 2010 AND 2015 (NSO CENSUS OF POPULATON)

Brief Socio-Economic Profile 2020

CITY	:	SURIGAO
DATE OF CREATION	:	AUGUST 31, 1970
LAND AREA	:	245.34 square kilometers (Official 1980)
POPULATION	:	154,137 (POPCEN 2015)
GROWTH RATE	:	1.83% (2015-CPDO Computation)
POPULATION DENSITY	:	628 per sq. km. (2015)
NO. OF PUROKS	:	449
NO. OF BARANGAYS	:	54
INCOME	:	P1,026 B (2020) P894,200M (2019) P833.996M (2018)
CLASSIFICATION	:	3 rd CLASS COMPONENT CITY
CLIMATE	:	TYPE II: NO DEFINITE DRY SEASON AND WITH PRONOUNCED MAXIMUM RAINFALL FROM NOVEMBER TO JANUARY
PREFERRED AREAS OF INVESTMENTS	:	MINING & MINERAL PROCESSING, JEWELRY MANUFACTURING, AGRI-FISHERY, TOURISM
MAIN AGRICULTURAL PRODUCTS	:	PALAY, CORN, BANANA AND COCONUT
PRIMARY INDUSTRIAL ACTIVITY	:	MINING, FISHERIES AND TOURISM
HOSPITALS	:	2 LEVEL 2 CATEGORY (1 GOVERNMENT & 1 PRIVATE) 2 LEVEL 1 CATEGORY (PRIVATE)
BARANGAY HEALTH CENTERS	:	52
BARANGAY HEALTH STATIONS	:	22
DISTRICT HEALTH CENTERS w/ BIRTHING FACILITIES	:	4
SCHOOLS - Elementary	:	65 PUBLIC 12 PRIVATE
Junior & Senior High	:	22 PUBLIC 7 PRIVATE
Tertiary	:	1 PUBLIC 6 PRIVATE

TESDA-ACCREDITED SCHOOLS AND TRAINING CENTERS	:	4 PUBLIC 11 PRIVATE
PREPARATORY SCHOOLS	:	86 CHILD DEVELOPMENT CENTERS 8 SUPERVISED NEIGHBORHOOD PLAYS 17 REGISTERED PRIVATE CHILD DEVT. CENTERS
NO. OF SEAPORTS	:	5 (1 BASEPORT AND 4 SUB-PORT)
NO. OF AIRPORTS	:	2 (1 SECONDARY & 1 FEEDER)
ROAD SURFACE LENGTH		
City Roads	:	178.938 kms.
Barangay Roads		
Concrete	:	66.7946 kms
Gravel	:	84.3664 kms.
Earth	:	27.7766 kms.
National Roads	:	43.600 kms.
BRIDGES		
Concrete	:	0.0996 km.
Timber	:	1.58582 kms.
NO. OF SUBDIVISIONS	:	23
NO. OF HOTELS AND OTHER ACCOMMODATIONS	:	74
BANKS	:	25
PAWNSHOPS AND MONEY CHANGERS	:	115
FINANCING INSTITUTIONS	:	68
RESTAURANTS	:	108
CATERING, EATERY AND COOK FOOD	:	185
RICE AND CORN RETAILER & WHOLESALE	:	58
DEPARTMENT STORES/MALL	:	7/1
APPLIANCE STORES	:	8
HARDWARE/LUMBER	:	60
GASOLINE STATION & LPG OUTLETS	:	20
PRINTING PRESS	:	32
AM & FM STATIONS	:	6
LANDLINE SERVICES	:	4
MOBILE PHONE COMPANIES	:	10
CABLE TV SERVICES	:	1

1.0 GOVERNANCE AND ADMINISTRATION

1.1 LOCAL LEGISLATION

The City Council headed by the City Vice Mayor Ernesto T. Matugas, with the support of 12 Sangguniang Panlungsod members, is always bounded by transparency and accountability for good governance. As the legislative body of the City, the Sanggunian Panlungsod acts in several mechanisms pursuant to the provisions of RA 7160; it creates and approves local ordinances and resolutions; reviews plans, programs and budget of the city; appropriates funds for the implementation of programs and projects and regulate the use of lands, buildings and structures in the city as well as the renewal of franchises.

The year 2020 had been a tough one for the Sangguniang Panlungsod (SP) due to the threat of the CoViD-19 Pandemic. But even amidst the uncertainties and fear, the city's legislators managed to perform and attend to their duties and responsibilities being public officials by utilizing video communication platforms on the internet during the conduct of sessions and committee hearings.

The following are some of the measures undertaken by the SP:

HIGHLIGHTS OF LEGISLATIVE MEASURES

1.1.1. FUNDAMENTAL LEGISLATIVE ENACTMENTS:

ORDINANCE NO.	ORDINANCE TITLE	AUTHOR
1. Ordinance No. 422 Series of 2020	An Ordinance regulating the Use of Helmets, Bonnets, Masks and other Similar Headgear for Motorcycle Riders Plying the City Streets and various barangays of the City of Surigao and for Other Purposes.	Hon. Noel Christian G. Catre, Jr. Hon. Danilo C. Menor
2. Ordinance No. 423 Series of 2020	An Ordinance amending Ordinance No. 339, Series of 2012, and for Other Purposes, An Ordinance regulating the distribution and Sale of Marine Products within the city and for Other Purposes.	Hon. Jose Expeditus B. Bayana
3. Ordinance No. 424 Series of 2020	An Ordinance authorizing the Borrowing of the City Government of Surigao in the amount of pesos Seventy Five Million Two Hundred Fifty Thousand (P75,250,000.00) to fund the construction of the City Hall Annex Building.	Hon. Danilo C. Menor
4. Ordinance No. 425 Series of 2020	An Ordinance authorizing the Issuance of Three Hundred Ten (310) New Motorized Tricycle Operators Permits (MTOP), Amending Section 18, Par. (g) of Ordinance No. 294, Series of 2009, as amended, otherwise known as an Ordinance Creating the Tricycle for Hire and Trisikad	Hon. Danilo C. Menor

	Franchising Office in the City of Surigao, Defining its Powers and Functions, appropriating funds therefore and for Other Purposes.	
5. Ordinance No. 426 Series of 2020	An Ordinance Creating the Plantilla Positions of Local Disaster Risk Reduction and Management Officer IV(SG22) (2 items) and City Government Assistant Department Head 1 (Assistant City Accountant) (SG23), Defining their qualifications and providing appropriations therefor and for Other Purposes.	Hon. Danilo C. Menor Hon. Cacer R. Azarcon
6. Ordinance No. 427 Series of 2020	An Ordinance Changing the Nomenclature of Administrative Assistant IV (Cash Clerk IV) (SG10), Administrative Assistant IV (Human Resource Management Assistant II) (SG10), and Economist II (SG15).	Hon. Danilo C. Menor Hon. Cacer R. Azarcon
7. Ordinance No. 428 Series of 2020	An Ordinance authorizing the Creation of a Special Account in the General Fund (SAGF) for the Bayanihan Grant to Cities and Municipalities (BGCM).	Hon. Jose Expeditus B. Bayana
8. Ordinance No. 429 Series of 2020	An Ordinance prohibiting any form of Discrimination, Harassment, Inhuman Treatment, Dishonorable Conduct and Disrespectful Acts against exposed or Perceived to be exposed to Health Risks and Conditions, Providing Penalties for Violations thereof.	Hon. Jose Expeditus B. Bayana
9. Ordinance No. 430 Series of 2020	An Ordinance creating the City Housing Board of Surigao, and for Other Purposes.	Hon. Jose Expeditus B. Bayana
10. Ordinance No. 431 Series of 2020	An Ordinance creating coterminous (Primarily Confidential) positions of Executive Assistant III (SG20) and Security Officer III (SG18) under the Office of The City Vice Mayor, defining their qualifications, responsibilities and providing appropriations therefor, and for Other Purposes.	Hon. Danilo C. Menor
11. Ordinance No. 432 Series of 2020	An Ordinance requiring the use of face masks or face coverings in public places, the practice of physical distancing, and providing penalties thereof.	Hon. Jose Expeditus B. Bayana

12. Ordinance No. 433 Series of 2020	An Ordinance condoning the payment of rentals for city owned properties, extending the period for the payment of Local Taxes, and submission of documents.	Hon. Jose Expeditus B. Bayana
13. Ordinance No. 434 Series of 2020	An Ordinance confirming, approving and ratifying the Term Loan Agreement pursuant to SP Resolution No. 246, Series of 2019 and the authority of the Honorable City Mayor to execute an assignment of deposit with hold out agreement and for Other Purposes.	Hon. Danilo C. Menor
14. Ordinance No. 435 Series of 2020	An Ordinance Condoning the penalties and authorizing the restructuring of the delinquent accounts of the City Housing beneficiaries at Barangay Canlanipa, Surigao City.	Hon. Danilo C. Menor

The approved ordinances reflected in this accomplishment report is a significant manifestation of the hard work, fairness and tedious deliberation conducted by the members of council with an end view of putting the welfare and best interest of the Surigaonons as the top agenda.

Apart from these, the following several proposed ordinances were scheduled for 2nd reading:

1. PROPOSED ORDINANCE, AN ORDINANCE REGULATING THE ENTRY OF INDIVIDUALS OT THE BATTLE OF SURIGAO STRAIT MEMORIAL AND MUSEUM FOR EDUCATIONAL AND RECREATIONAL PURPOSES AND IMPOSING FEES AND PENALTIES THEREOF.
2. PROPOSED ORDINANCE, AN ORDINANCE TO IMPLEMENT AND ENFORCE THE PROVISION OF RA NO. 9208, OTHERWISE KNOWN AS THE ANTI-TRAFFICKING IN PERSONS ACT OF 2003 AS AMENDED BY RA NO. 10364 OR THE EXPANDED ANTI-TRAFFICKING IN PERSONS ACT OF 2012 AND FOR OTHER PURPOSES.
3. PROPOSED ORDINANCE FIXING THE RATES, TERMS AND CONDITIONS FOR LEASE CONTRACTS OF THE NEW SURIGAO CITY COMMERCIAL BUILDING (BARANGAYANON) LOCATED AT DIEZ STREET, SURIGAO CITY AND FOR OTHER PURPOSES.
4. PROPOSED ORDINANCE ENACTING COMPREHENSIVE TRAFFIC CODE OF SURIGAO CITY, AMENDING AND CONSOLIDATING ORDINANCE NO. 228, SERIES OF 2005, ORDINANCE NO. 235, SERIES OF 2005, ORDINANCE NO. 256, SERIES OF 2006, ORDINANCE NO. 269, SERIES OF 2007, ORDINANCE NO. 325, SERIES OF 2011 AND ORDINANCE NO. 347, SERIES OF 2012, APPROPRIATING FUNDS THEREOF AND FOR OTHER PURPOSES

1.1.2. LEGISLATIVE OFFICIAL EXPRESSIONS:

With 42 regular sessions and 12 special sessions undertaken, the SP passed 397 Resolutions, and deliberated 104 Appropriation Ordinances and 14 other Ordinances. The following legislative measures were passed after conducting committee hearings/public hearings and caucuses. These were matters indorsed by the executive to the council and thereafter, referred to the concerned committees for appropriate action.

The following resolutions were passed / approved:

TITLE
RESOLUTION NO. 05— Approving the Ninety Five (95) applications for Tricycle Franchise Classified as Renewal, Renewal / Transfer, Renewal / Amendment of Franchise, Renewal / Transfer / Amendment of Franchise, Transfer / Amendment of Franchise and Amendment of Franchise;
RESOLUTION NO. 06— Approving Barangay Ordinance No. 004, Series of 2019 of Barangay Luna, this city, “An Ordinance Authorizing the City/Municipality of Surigao to Issue Barangay Clearance and Collect Corresponding Barangay Clearance Fee in the Application for any Business Related Transactions Subject to the Remittance of the Aforesaid Fees to the Barangay and the Conditions Hereunder”;
RESOLUTION NO. 07— Enacting Ordinance No. 422, Series of 2020, An Ordinance Regulating the Use of Helmets, Bonnets, Masks and Other Similar Headgear for Motorcycle Riders Plying the City Streets and Various Barangays of the City of Surigao and for Other Purposes;
RESOLUTION NO. 08— Enacting Ordinance No. 423, Series of 2020, An Ordinance Amending Ordinance No. 339, Series of 2012, and for Other Purposes, An Ordinance Regulating the Distribution and Sale of Marine Products within the City and for Other Purposes;
RESOLUTION NO. 09— Enacting Appropriation Ordinance No. 01, Series of 2020, An Ordinance Appropriating an Amount from the Unexpended Balance of the Local Disaster Risk Reduction and Management Fund (LDRRMF) 2019 to be made available for Financial Assistance to our Sister City, the City Government of Tagaytay which was affected by the recent Eruption of Taal Volcano;
RESOLUTION NO. 10— Adopting the Coastal Protection Master Plan of Surigao City Formulated by the Philippine Reclamation Authority (PRA) and approved by the City Development Council (CDC);
RESOLUTION NO. 13— Approving and Adopting Resolution No. 15-2019 "a Resolution Recommending to the Sangguniang Panlungsod for the Cancellation of 2 Franchise Holders who Failed to Answer the Show Cause Order that were Issued to them and to Give Leniency to the 122 Tricycle Franchise Holders who Failed to Secure their Galvanized Plates but who have Answered the Show Cause Order that were Issued to them Giving their Reasons for their Failures to Secure Galvanized Plates";
RESOLUTION NO. 14— Endorsing the Request of Barangay Ipil, Surigao City, to Endorse to Senator Christopher "Bong" Go their proposed Projects, Construction of Evacuation Center and Multi-Purpose Building for Funding to City Development Council (CDC) thru City Planning and Development Office (CPDO);
RESOLUTION NO. 15— Approving the 2019 Supplemental Annual Investment Program No. 2 to Include the Project Listed in the Request of the City Development Council (CDC) to be Funded by the 20% Development Fund;

RESOLUTION NO. 16— Adopting/Approving CDC Resolution No. 11-2019, a Resolution Approving and Endorsing the Completion of the Improvement of the City Boulevard Project for Funding Under the Green Green Green DBM Fund Assistance: Local Government Support Fund-Assistance to Cities (LGSF-AC);
RESOLUTION NO. 17— Concurring the Appointment of Mr. Jupiter J. Dotillos as City Government Department Head 1 (City General Services Officer) of the City Government of Surigao;
RESOLUTION NO. 18— Authorizing the Honorable Ernesto U. Matugas, Jr., City Mayor to enter into a Contracts of Service with the Fifty One (51) Contractual Employees of the City, for the period January 1, 2020 to June 30, 2020;
RESOLUTION NO. 22— Requesting the Department of Health (DOH), Regional Office for the inclusion of Surigao City in the Deployment of a Doctor which is in line on the Implementation of Doctors To The Barrio Program (DTTBP) to be assigned at San Juan District Health Center, Surigao City;
RESOLUTION NO. 23— Urging the Office of the City Mayor to issue an Executive Order consistent with Ordinance No. 379, Series of 2015, and repealing Executive Order No. 06, Series of 2009, and Executive Order No. 013, Series of 2010;
RESOLUTION NO. 24— Endorsing the request of the Persons With Disability Association of Surigao City for creation of Persons With Disability Affairs Office, to the Office of the City Mayor for him to refer the Same to the appropriate offices;
RESOLUTION NO. 27— Authorizing the Honorable City Mayor to enter into a Memorandum of Agreement (MOA) with the Department of Information and Communications Technology (DICT) for the Implementation of the Project "Free Use of the Tech4ED Platform with Conditional Donation of Tech4ED Center Equipment Package" and to authorize further to accept said Donation;
RESOLUTION NO. 28— Endorsing the Draft of the Updated Comprehensive Local Revenue Code to the Local Finance Committee;
RESOLUTION NO. 29— Authorizing the implementation of the First Tranche of the Modified Salary Schedule for Local Government Personnel pursuant to the provisions of paragraph 6.0 of the Local Budget Circular No. 121 dated January 24, 2020 to take effect retroactive January 1, 2020;
RESOLUTION NO. 32— Strongly declaring the Condemnation of all forms of Atrocities and Acts of Terror and Violence that may jeopardize the safety of the people and prejudice the economic and social development of their communities;
RESOLUTION NO. 35— Approving the 145 applications for Renewal, Renewal/Transfer, Renewal/Amendment of Franchise, Renewal/Transfer/Amendment of Franchise, Transfer, Transfer/Amendment of Franchise and Amendment of Franchise to operate a motorized tricycle for hire in the City of Surigao;
RESOLUTION NO. 36— Approving Barangay Ordinance No. 01, Series of 2020 of Barangay San Pedro, this city, "An Ordinance Authorizing the City of Surigao to Issue Barangay Clearance and Collect Corresponding Barangay Clearance Fee in the Application for any Business related transactions subject to the Remittance of the Fees to the Barangay and the Conditions Hereunder";
RESOLUTION NO. 37— Approving Supplemental Budget No. 01 for CY 2019 of Barangay San Juan, this city, in the amount of ₱485,627.67;

<p>RESOLUTION NO. 38—</p> <p>Designating Councilor Joseph Joey S. Yuipco as Member of the People’s Law Enforcement Board (PLEB) of Surigao City representing the Sangguniang Panlungsod;</p>
<p>RESOLUTION NO. 39—</p> <p>Authorizing City Mayor Ernesto U. Matugas, Jr. to represent the City of Surigao to negotiate and transact with local and foreign investors in business undertakings or enterprises beneficial to the City of Surigao and to deliver necessary documents, provided that when contracts are involved or otherwise, require the prior approval of the Sangguniang Panlungsod, then it should first be indorsed to the Sangguniang Panlungsod for its approval;</p>
<p>RESOLUTION NO. 42—</p> <p>Authorizing the Honorable City Mayor to enter into a Memorandum of Agreement with the Tourism Infrastructure and Enterprise Zone Authority (TIEZA) relative to the project, Construction of Mangrove Forest Walkway located in Barangay Day-asan, this city;</p>
<p>RESOLUTION NO. 43—</p> <p>Enacting Ordinance No. 424, Series of 2020, an Ordinance authorizing the borrowing of the City Government of Surigao in the amount of Pesos Seventy Five Million Two Hundred Fifty Thousand (P75,250,000.00) to fund the Construction of the City Hall Annex Building;</p>
<p>RESOLUTION NO. 44—</p> <p>Enacting Ordinance No. 425, Series of 2020, an Ordinance authorizing the issuance of Three Hundred Ten (310) New Motorized Tricycle Operators Permits (MTOP), amending Section 18, Par. (g) of Ordinance No. 294, Series of 2009, as amended, otherwise known as an Ordinance Creating the Tricycle For Hire and Trisikad Franchising Office in the City of Surigao, Defining its Powers and Functions, appropriating funds therefore and for other purposes;</p>
<p>RESOLUTION NO. 45—</p> <p>Requesting the Surigao Cultural Arts Council (SCAC) to secure a clearance from the National Heritage Institute (NHI) for the construction of the City Hall Annex Building.;</p>
<p>RESOLUTION NO. 46—</p> <p>Authorizing the Honorable City Mayor to enter into a Memorandum of Agreement with the Department of Social Welfare and Development Field Office Caraga, relative to the implementation of Sustainable Livelihood Program (SLP) of the DSWD;</p>
<p>RESOLUTION NO. 47—</p> <p>Authorizing the Honorable City Mayor to enter into a Memorandum of Agreement with the Department of Social Welfare and Development Field Office Caragarelativeto the Supplementary Feeding Program 10th Cycle for the Day Care Pupils of School Year 2020-2021 in the amount of P5,562,000.00 funded by the DSWD;</p>
<p>RESOLUTION NO. 48—</p> <p>Requesting the City Treasurer's Office (CTO) and Business Permit and Licensing Office (BPLO) to take proper action to those ambulant vendors operating business within the City of Surigao without Business Permit;</p>
<p>RESOLUTION NO. 51—</p> <p>Enacting Appropriation Ordinance No. 02, Series of 2020, an Ordinance Realigning the sum of P2,000,000.00- Construction of Health Center at Barangay Ipil, this city from 20% Development Fund Calendar Year 2019 to be made available for further appropriation and for other purposes;</p>
<p>RESOLUTION NO. 52—</p> <p>Requesting the Office of Senator Christopher "Bong" Go to accommodate the request of Barangay Ipil, Surigao City for funding assistance for the construction of one (1) unit Evacuation Center and one (1) unit Multi-Purpose Building (covered court) in the amount of P5,350,000.00 and P1,750,000.00, respectively;</p>

<p>RESOLUTION NO. 53—</p> <p>Authorizing the Honorable Ernesto U. Matugas, Jr., City Mayor, to enter into a New Contracts of Service with the eleven (11) Contract of Service Employees at the LTPC, Surigao City whereby the honorarium are increased from P12,000.00/month to P15,000.00;</p>
<p>RESOLUTION NO. 54—</p> <p>Authorizing the Honorable City Mayor to enter into a Memorandum of Agreement with the Department of Agriculture - Caraga (DA-CARAGA), and the following Cooperators relative to the LGUs mandate to provide basic agricultural services to ensure national food sufficiency and promote empowerment by enabling farmers to raise their income;</p>
<p>RESOLUTION NO. 55—</p> <p>Authorizing the Honorable Ernesto T. Matugas, City Mayor to enter into a Contract of Service with the Nine (9) New Contract of Service Employees of the city;</p>
<p>RESOLUTION NO. 56—</p> <p>Enacting Appropriation Ordinance No. 03, Series of 2020, an Ordinance Appropriating the sum of P33,933,145.81-Surplus for CY 2019 of the General Fund to be made available for further appropriations and for other purposes;</p>
<p>RESOLUTION NO. 57—</p> <p>Enacting Appropriation Ordinance No. 04, Series of 2020, an Ordinance transferring the sum of P30,000.00–Travelling Expenses, P40,000.00–Training Expenses, P160,000.00–Office Supplies Expenses, P80,000.00–Fuel, Oil and Lubricants, P120,000.00–Other Supplies and Materials, P14,000.00–Telephone Expenses, P28,000.00–Advertising Expenses, P160,000.00–OMOE, Committee on Women and Family to be made available for further appropriation and for Other Purposes;</p>
<p>RESOLUTION NO. 58—</p> <p>Expressing the willingness of the City Government to accept the Shredder Agricultural Waste Machine for organic fertilizer production at the City Sanitary Landfill;</p>
<p>RESOLUTION NO. 59—</p> <p>Enacting Appropriation Ordinance No. 05, Series of 2020, an Ordinance appropriating the sum of P5,000,000.00-Unexpended Balance of the Local Risk Reduction and Management Fund (LDRRMF) for CY 2019 to be made available for further appropriation and for Other Purposes;</p>
<p>RESOLUTION NO. 62—</p> <p>Enacting Appropriation Ordinance No. 06, Series of 2020, an Ordinance appropriating the sum of P50,000.00-Lumpsum Budget Allocation for the City DILG and P50,000.00-Lumpsum Budget Allocation for the City COMELEC to be made available for further appropriation and for other purposes;</p>
<p>RESOLUTION NO. 63—</p> <p>Enacting Appropriation Ordinance No. 07, Series of 2020, an Ordinance reverting the sum of P319,677.00-Savings from Unfilled Positions, City Health Office, to be made available for further appropriation and for other purposes;</p>
<p>RESOLUTION NO. 64—</p> <p>Approving the 2020 Annual Barangay Budget of Taft, Surigao City in the amount of P17,833,770.00;</p>
<p>RESOLUTION NO. 65—</p> <p>Approving the 2020 Annual Barangay Budget of Luna, Surigao City in the amount of P11,280,821.00;</p>
<p>RESOLUTION NO. 66—</p> <p>Approving the 2020 Annual Barangay Budget of Sukailang, Surigao City in the amount of P2,725,758.00;</p>
<p>RESOLUTION NO. 67—</p> <p>Approving the 2020 Annual Barangay Budget of San Roque, Surigao City in the amount of P2,605,656.00;</p>

RESOLUTION NO. 68— Approving the 2020 Annual Barangay Budget of San Jose, Surigao City in the amount of ₱2,534,586.00;
RESOLUTION NO. 69— Approving the 2020 Annual Barangay Budget of Sabang, Surigao City in the amount of ₱5,622,473.00;
RESOLUTION NO. 70— Approving the 2020 Annual Barangay Budget of Rizal, Surigao City in the amount of ₱7,482,038.00;
RESOLUTION NO. 71— Approving the 2020 Annual Barangay Budget of Nonoc, Surigao City in the amount of ₱2,659,760.00;
RESOLUTION NO. 72— Approving the 2020 Annual Barangay Budget of Manjagao, Surigao City in the amount of ₱2,209,176.00;
RESOLUTION NO. 73— Approving the 2020 Annual Barangay Budget of Canlanipa, Surigao City in the amount of ₱9,632,053.00;
RESOLUTION NO. 74— Endorsing back to Barangay Taft its Ordinance No. 002, Series of 2019 with the advice that the Sangguniang Barangay pass another ordinance formally repealing it;
RESOLUTION NO. 77— Approving Barangay Ordinance No. 001, Series of 2019 of Barangay Taft, this city, “An Ordinance Imposing Environmental Fee in Barangay Taft, Surigao City, Prescribing Penalties for Violations Thereof and for Other Related Purposes”;
RESOLUTION NO. 78— Enacting Appropriation Ordinance No. 08, Series of 2020, an Ordinance realigning the sum of P422,495.00 - Un-Utilized Appropriation under the 20% Development Projects for Calendar Year 2018 for Fabrication/Installation of Tourism Signage and Informative Signs for Sanitation and Environmental Management to be made available for further appropriation and for other purposes;
RESOLUTION NO. 79— Enacting Ordinance No. 426, Series of 2020, an Ordinance Creating the Plantilla Positions of Local Disaster Risk Reduction and Management Officer IV (SG22) (2 Items) and City Government Assistant Department Head 1 (Assistant City Accountant) (SG23), Defining their Qualifications and Providing Appropriations Therefor and for Other Purposes;
RESOLUTION NO. 82— Approving the Annual Budget of the Sangguniang Kabataan of Barangay Cagniog, this city, in the amount of Six Hundred Fifty Four Thousand Six Hundred Sixty Eight Pesos and Thirty Centavos (P654,668.30);
RESOLUTION NO. 83— Endorsing Ordinance No. 001, Series of 2020 of Barangay Capalayan to the City Planning and Development Office (CPDO), for comment;
RESOLUTION NO. 84— Enacting Appropriation Ordinance No. 09, Series of 2020, an Ordinance transferring the sum of ₱42,000.00—Travelling Expenses, Committee on Cooperatives to be made available for further appropriation and for other purposes;
RESOLUTION NO. 85— Temporarily suspending the implementation of Ordinance No. 337, Series of 2012, An Ordinance declaring every Tuesday, Thursday and Saturday as “Tabo” Days in the City of Surigao and for other purposes, until such time that the situation will be normalized;

<p>RESOLUTION NO. 86—</p> <p>Enacting Appropriation Ordinance No. 10, Series of 2020, an Ordinance Reverting the sum of ₱1,080,000.00-Peace & Order and Outreach Development Program, ₱1,300,000.00-Maintenance and Other Operating Expenses, City Mayor's Office to be made available for further appropriation and for other purposes;</p>
<p>RESOLUTION NO. 87—</p> <p>Enacting Appropriation Ordinance No. 11, Series of 2020, an Ordinance Reverting the sum of ₱10,000,000.00- Projects and Activities Chargeable Against Local Disaster Risk Reduction Management Funds (LDRRMF) 2020 to be made available for further appropriation and for other purposes;</p>
<p>RESOLUTION NO. 90—</p> <p>Approving the 2020 Annual Barangay Budget of Cagniog, Surigao City in the amount of ₱6,546,683.00;</p>
<p>RESOLUTION NO. 91—</p> <p>Approving the 2020 Annual Barangay Budget of Poctoy, Surigao City in the amount of ₱2,758,809.00;</p>
<p>RESOLUTION NO. 92—</p> <p>Approving the 2020 Annual Barangay Budget of Cagutsan, Surigao City in the amount of ₱1,811,161.00;</p>
<p>RESOLUTION NO. 93—</p> <p>Approving the 2020 Annual Barangay Budget of Day-Asan, Surigao City in the amount of ₱3,001,560.00;</p>
<p>RESOLUTION NO. 94—</p> <p>Approving the 2020 Annual Barangay Budget of Nabago, Surigao City in the amount of ₱2,392,260.00;</p>
<p>RESOLUTION NO. 95—</p> <p>Approving the Eighty Six (86) Applications for Tricycle Franchise Classified as Renewal, Renewal / Transfer, Renewal / Amendment of Franchise, Renewal / Transfer / Amendment of Franchise, Transfer, Transfer / Amendment of Franchise and Amendment of Franchise;</p>
<p>RESOLUTION NO. 96—</p> <p>Authorizing the Honorable City Mayor to enter into a Memorandum of Agreement (MOA) with the Department of Social Welfare and Development (DSWD) relative to the implementation of the Social Amelioration Program (SAP);</p>
<p>RESOLUTION NO. 97—</p> <p>Enacting Ordinance No. 427, Series of 2020, an Ordinance Changing the Nomenclature of Administrative Assistant IV (Cash Clerk IV) (SG10), Administrative Assistant IV (Human Resource Management Assistant II) (SG10), and Economist II (SG15);</p>
<p>RESOLUTION NO. 98—</p> <p>Firmly Requesting Dr. Jose R. Llacuna, MD, MPH, CESO III to strictly implement the Department of Health (DOH) issuances and to sternly request him to utilize the hospitals designated in each province within the Caraga Administrative Region as COVID 19 referral hospitals so as not to overwhelm the medical personnel, equipment, and facilities at the Caraga Regional Hospital (CRH);</p>
<p>RESOLUTION NO. 99—</p> <p>Requesting the Caraga Regional Hospital (CRH) to stop accepting referrals of COVID-19 patients from other provinces within the Caraga Administrative Region until the issues raised in Resolution No. 98, Series of 2020 shall have been addressed so as not to overwhelm its medical capacity in terms of personnel, equipment, and facilities;</p>
<p>RESOLUTION NO. 100—</p> <p>Enacting Ordinance No. 428, Series of 2020, an Ordinance authorizing the creation of a Special Account in the General Fund (SAGF) for the Bayanihan Grant to Cities and Municipalities (BGCM);</p>

<p>RESOLUTION NO. 101— Enacting Ordinance No. 12, Series of 2020, an Ordinance appropriating the sum of ₱64,060,661.00—Bayanihan Grant to Cities (LBC No. 125 Dated April 7, 2020) to be made available for further appropriations and for other purposes; and</p>
<p>RESOLUTION NO. 102— Requesting the Department of Health and all the Local Government Units in Caraga Region to Provide, Assist, Support, and/or donate Personal Protective Equipment (PPEs) and other Medical Equipment to Caraga Regional Hospital (CRH);</p>
<p>RESOLUTION NO. 105— Enacting Appropriation Ordinance No. 13, Series of 2020, an Ordinance transferring the sum of ₱600,000.00—Budget Allocation, Committee on Social Welfare to be made available for further appropriation and for other purposes;</p>
<p>RESOLUTION NO. 106— Enacting Appropriation Ordinance No. 14, Series of 2020, an Ordinance realigning the sum of Four Million Pesos (Php 4,000,000.00) under Supplemental Budget No. 2 for Calendar Year 2020 to be made available for further appropriation and for other purposes;</p>
<p>RESOLUTION NO. 107— Requesting the Department of Health (DOH), Caraga Region 13 for the conversion of the Caraga Regional TB Reference Laboratory at Caraga Regional Hospital (CRH) into a COVID-19 Testing Facility;</p>
<p>RESOLUTION NO. 108— Conducting a Special Session on Thursday, 23 April 2020 to tackle the Social Amelioration Program of the Department of Social Welfare and Development (DSWD);</p>
<p>RESOLUTION NO. 112— Approving the 2020 Annual Barangay Budget of Danao, Surigao City in the amount of ₱2,093,583.00;</p>
<p>RESOLUTION NO. 113— Approving the 2020 Annual Barangay Budget of Danawan, Surigao City in the amount of ₱1,966,832.00;</p>
<p>RESOLUTION NO. 114— Approving the 2020 Annual Barangay Budget of Mat-i, Surigao City in the amount of ₱6,012,527.00;</p>
<p>RESOLUTION NO. 115— Approving the 2020 Annual Barangay Budget of Serna, Surigao City in the amount of ₱2,663,125.00;</p>
<p>RESOLUTION NO. 116— Approving the 2020 Annual Barangay Budget of Togbongon, Surigao City in the amount of ₱3,226,619.00;</p>
<p>RESOLUTION NO. 117— Approving the 2020 Annual Barangay Budget of Aurora, Surigao City in the amount of ₱2,029,601.00;</p>
<p>RESOLUTION NO. 118— Authorizing the City Mayor to enter into a Contract of Service with Ms. Ranirose T. Pelos, Paralegal Social Welfare at the City Social Welfare and Development Office with a Monthly Compensation of P15,000.00 effective April 1, 2020 to December 31, 2020;</p>
<p>RESOLUTION NO. 119— To consider the Emergency Response Services Personnel including the ERS Head as Primary Frontliners during the COVID-19 crisis;</p>
<p>RESOLUTION NO. 120— Authorizing the Honorable City Mayor to accept and sign the Donation of 625 Bags of Assorted Goods from the National Grid Corporation of the Philippines (NGCP);</p>

RESOLUTION NO. 123— Approving the application for accreditation of Jodab Transport Service Cooperative as a Legitimate Non-Government Organization (NGO) of the city;
RESOLUTION NO. 124— Approving the application for accreditation of Balay Mindanaw Foundation, Inc. (BMFI) as a Legitimate Non-Government Organization (NGO) of the city;
RESOLUTION NO. 125— Endorsing Resolution No. 1, Series of 2020 of the Sangguniang Kabataan of Barangay Danao, this city, to the Local Finance Committee, for review and comment;
RESOLUTION NO. 126— Enacting Appropriation Ordinance No. 16, Series of 2020, an Ordinance transferring the sum of ₱450,000.00—Budget Allocation, Committee on Labor and Employment to be made available for further appropriation and for other purposes;
RESOLUTION NO. 128— Accommodating ahead the guests from the DSWD Regional Office 13 to explain regarding the Social Amelioration Program of the DSWD;
RESOLUTION NO. 129— Approving the agenda of the 17 th Regular Session of the Sangguniang Panlungsod dated 12 May 2020, as prepared and presented with inclusion;
RESOLUTION NO. 130— Approving the Twenty Seven (27) Applications for Tricycle Franchise Classified as Renewal, Renewal / Transfer / Amendment of Franchise, Transfer / Amendment of Franchise and Amendment of Franchise;
RESOLUTION NO. 131— Approving the Nine-Year Provincial Foreshore Management and Development Plan of Surigao del Norte from year 2019-2028;
RESOLUTION NO. 134— Enacting Ordinance No. 429, Series of 2020, an Ordinance Prohibiting any Form of Discrimination, Harassment, Inhuman Treatment, Dishonorable Conduct and Disrespectful Acts against Exposed or Perceived to be Exposed to Health Risks and Conditions, Providing Penalties for Violations Thereof;
RESOLUTION NO. 137— Approving the 2020 Annual Barangay Budget of Anomar, Surigao City in the amount of ₱2,933,259.00;
RESOLUTION NO. 138— Approving the 2020 Annual Barangay Budget of Talisay, Surigao City in the amount of ₱2,810,595.00;
RESOLUTION NO. 139— Approving the 2020 Annual Barangay Budget of Alegria, Surigao City in the amount of ₱1,987,587.00;
RESOLUTION NO. 140— Enacting Ordinance No. 430, Series of 2020, an Ordinance Creating the City Housing Board of Surigao, and for other purposes;
RESOLUTION NO. 143— Enacting Appropriation Ordinance No. 17, Series of 2020, an Ordinance appropriating the sum of ₱56,000.00—Subsidy of the Philippine National Police (PNP) for CY 2020 to be made available for further appropriation and for Other Purposes;
RESOLUTION NO. 144— Enacting Appropriation Ordinance No. 18, Series of 2020, An Ordinance transferring the sum of ₱650,000.00—Budget Allocation, Committee on Public Order and Safety to be made available for further appropriation and for Other Purposes;

<p>RESOLUTION NO. 145— Enacting Appropriation Ordinance No. 19, Series of 2020, an Ordinance transferring the sum of ₱600,000.00—Budget Allocation, Committee on Health and Sanitation to be made available for further appropriation and for Other Purposes;</p>
<p>RESOLUTION NO. 146— Enacting Appropriation Ordinance No. 20, Series of 2020, an Ordinance Transferring the sum of ₱600,000.00—Budget Allocation, Committee on Barangay Affairs to be made available for further appropriation and for Other Purposes;</p>
<p>RESOLUTION NO. 147— Enacting Appropriation Ordinance No. 21, Series of 2020, an Ordinance Transferring the sum of ₱650,000.00—Budget Allocation, Committee on Tourism to be made available for further appropriation and for Other Purposes;</p>
<p>RESOLUTION NO. 148— Enacting Appropriation Ordinance No. 22, Series of 2020, an Ordinance Transferring the sum of ₱650,000.00—Budget Allocation, Committee on Good Government to be made available for further appropriation and for Other Purposes;</p>
<p>RESOLUTION NO. 149— Authorizing the City Budget Officer, City Accountant and City Treasurer to Release the 2nd Quarter Confidential Fund in the amount of ₱5,000,000.00;</p>
<p>RESOLUTION NO. 150— Approving the Nineteen (19) Applications for Tricycle Franchise Classified as Renewal, Renewal / Transfer / Amendment of Franchise, Transfer / Amendment of Franchise and Amendment of Franchise;</p>
<p>RESOLUTION NO. 151— Concurring the Appointment of Ms. Roselyn Armida B. Merlin as City Government Department Head I (City Tourism Officer) of the City Government of Surigao;</p>
<p>RESOLUTION NO. 152— In support of Resolution No. 229, Series of 2020, of the Sangguniang Panlalawigan of the Province of Surigao Del Norte Declaring Land Transportation Franchising and Regulatory Board-Caraga OIC-Regional Director Maria Kristina E. Cassion as Persona Non Grata in the Province of Surigao Del Norte;</p>
<p>RESOLUTION NO. 153— In reply to Resolution No. 178-2020 of the Sangguniang Panlalawigan of the Province of Agusan del Norte titled as "A Resolution Expressing Serious Concern and Utmost Disappointment over the Resolution Passed and Approved by the Sangguniang Panlungsod of Surigao calling for the Department of Health to order the Caraga Regional Hospital not to Admit Covid-19 Probable Or PUIs and Confirmed Covid-19 Patients who are not residents of Surigao City;</p>
<p>RESOLUTION NO. 156— Approving the 2020 Annual Barangay Budget of Baybay, Surigao City in the amount of ₱1,760,209.00;</p>
<p>RESOLUTION NO. 157— Approving the 2020 Annual Barangay Budget of Ipil, Surigao City in the amount of ₱5,444,573.00;</p>
<p>RESOLUTION NO. 158— Approving the 2020 Annual Barangay Budget of Lipata, Surigao City in the amount of ₱7,436,302.00;</p>
<p>RESOLUTION NO. 159— Approving the 2020 Annual Barangay Budget of Orok, Surigao City in the amount of ₱2,600,361.00;</p>
<p>RESOLUTION NO. 160— Approving the 2020 Annual Barangay Budget of Bilabid, Surigao City in the amount of ₱1,735,394.00;</p>
<p>RESOLUTION NO. 161— Approving the 2020 Annual Budget of the Sangguniang Kabataan of Barangay Danao, this city;</p>

RESOLUTION NO. 162— Approving and Adopting the Executive-Legislative Agenda (ELA) for the Calendar Years 2019 - 2022;
RESOLUTION NO. 163— Approving and Adopting the Supplemental Investment Program No. 1 of the city for CY 2020 in the amount of P417,528,993.00;
RESOLUTION NO. 164— Enacting Appropriation Ordinance No. 23, an Ordinance transferring the sum of ₱316,000.00—Budget Allocation, Committee on Women and Family to be made available for further appropriation and for Other Purposes;
RESOLUTION NO. 165— Enacting Appropriation Ordinance No. 24, an Ordinance transferring the sum of ₱1,350,000.00—Budget Allocation, Office of the Vice Mayor to be made available for further appropriation and for Other Purposes;
RESOLUTION NO. 166— Enacting Appropriation Ordinance No. 25, an Ordinance Realigning the sum of P2,751,099.00 - Bayanihan Grants (AO No. 12, Series of 2020)to be made available for further appropriation and for Other Purposes;
RESOLUTION NO. 167— Authorizing the Honorable City Mayor Ernesto U. Matugas, Jr. to Accept and Sign the Deed of Donation of Operational Traffic Signals from the Metropolitan Manila Development Authority (MMDA);
RESOLUTION NO. 168— Enacting Ordinance No. 431, an Ordinance Creating Coterminous (Primarily Confidential) Positions of Executive Assistant III (SG20) And Security Officer III (SG18) under the Office of the City Vice Mayor, defining their Qualifications, Responsibilities and Providing Appropriations Therefor, and for Other Purposes;
RESOLUTION NO. 171— Commending Mr. Romel N. Borja, Job Order Employee (Traffic Enforcer) for his Honesty, Integrity and Exemplary Character with are quest to the Honorable City Mayor, Ernesto U. Matugas, Jr. to Regularize him by way of are ward to his exemplary act;
RESOLUTION NO. 174— Returning Barangay Ordinance No. 01, Series of 2020 of Barangay Anomar, this city, an Ordinance Implementing the Water Bill Collection, Fees and Charges Imposed by the Local Government concerned regarding the Water System of Barangay Anomar, Surigao City, for some amendments;
RESOLUTION NO. 175— Approving the Forty One (41) Applications for Tricycle Franchise Classified as Renewal, Renewal / Transfer / Amendment of Franchise, Transfer / Amendment of Franchise and Amendment of Franchise;
RESOLUTION NO. 176— Approving the 2020 Annual Barangay Budget of Libuac, Surigao City in the Amount of ₱2,208,763.00;
RESOLUTION NO. 177— Approving the 2020 Annual Barangay Budget of Lisondra, Surigao City in the amount of ₱2,185,169.00;
RESOLUTION NO. 178— Approving the 2020 Annual Barangay Budget of Punta Bilar, Surigao City in the amount of ₱2,900,431.00;
RESOLUTION NO. 179— Approving the 2020 Annual Barangay Budget of Catadman, Surigao City in the amount of ₱1,764,601.00;

<p>RESOLUTION NO. 180—</p> <p>Enacting Appropriation Ordinance No. 26, Series of 2020, an Ordinance Transferring the sum of ₱42,000.00—Budget Allocation, Committee on General Services and Government Property Management to be made available for further appropriation and for other purposes;</p>
<p>RESOLUTION NO. 181—</p> <p>Enacting Appropriation Ordinance No. 27, Series of 2020, an Ordinance Realigning the sum of P21,500,000.00 - 20% Local Development Projects for CY 2020 to be made available for further appropriation and for other purposes;</p>
<p>RESOLUTION NO. 182—</p> <p>Requesting the Department of Health (DOH), Caraga Region to approve and Grant Level 1 status to Surigao Doctor's Hospital, Inc. so that it can assist and augment Quarantine Facility in the fight against the Covid-19 virus;</p>
<p>RESOLUTION NO. 183—</p> <p>Approving the 2020 Annual Barangay Budget of Cantiasay, Surigao City in the amount of ₱2,348,193.00;</p>
<p>RESOLUTION NO. 184—</p> <p>Expressing the City Government Gratitude to Nickel Asia Corporation (NAC), for donating Rapid Diagnostic Test Kits to the City Government of Surigao;</p>
<p>RESOLUTION NO. 185—</p> <p>Expressing the City Government Gratitude to PGMCO, a subsidiary of Global Ferronickel Holdings, Inc. for donating Rapid Diagnostic Test Kits to the City Government of Surigao;</p>
<p>RESOLUTION NO. 186—</p> <p>Enacting Ordinance No. 432, Series of 2020, an Ordinance Requiring the Use of Face Masks or Face Coverings in Public Places, the Practice of Physical Distancing, and Providing Penalties Therefor;</p>
<p>RESOLUTION NO. 187—</p> <p>Authorizing the Honorable Ernesto U. Matugas, Jr., City Mayor to Enter into a Contracts of Service with the Three (3) New Contract of Service Employees of the City for the period July 1, 2020 to December 31, 2020;</p>
<p>RESOLUTION NO. 188—</p> <p>Authorizing the Honorable Ernesto U. Matugas, Jr., City Mayor to Enter into a Contracts of Service with the Thirty Three (33) Contract of Service Employees of the City as Renewal for the period July 1, 2020 to December 31, 2020;</p>
<p>RESOLUTION NO. 189—</p> <p>Authorizing the Honorable Ernesto U. Matugas, Jr., City Mayor to Enter into a Contracts of Service with the Four (4) New Contract of Service Employees of the City for the period July 1, 2020 to December 31, 2020;</p>
<p>RESOLUTION NO. 190—</p> <p>Authorizing the City Budget Officer, City Accountant and City Treasurer to Release the Quarterly Appropriation of the Confidential Fund for the current year in the amount of ₱5,000,000.00;</p>
<p>RESOLUTION NO. 191—</p> <p>Enacting Appropriation Ordinance No. 28, Series of 2020, an Ordinance transferring the sum of ₱600,000.00—Budget Allocation, Committee on Cooperatives to be made available for further appropriation and for other purposes;</p>
<p>RESOLUTION NO. 194—</p> <p>Approving Barangay Ordinance No. 01, Series of 2020 of Barangay Anomar, this City, “an Ordinance Implementing the Water Bill Collection, Fees and Charges Imposed by the Local Government regarding the water system of Barangay Anomar, Surigao City;</p>

<p>RESOLUTION NO. 195—</p> <p>Enacting Appropriation Ordinance No. 29, Series of 2020, an ordinance transferring the sum of ₱17,640,000.00-Maintenance and Other Operating Expenses of the different City Offices to be made available for further appropriation and for other purposes;</p>
<p>RESOLUTION NO. 196—</p> <p>Earnestly requesting the Bureau of Internal Revenue (BIR) Regional Director-Caraga Region 13 through the Provincial Revenue Officer, this Province, for the Extension of period in the Submission of Financial Report of Cooperatives to the BIR due to Covid-19 Pandemic;</p>
<p>RESOLUTION NO. 197—</p> <p>Enacting Ordinance No. 433, Series of 2020, an Ordinance Condoning the payment of Rentals for City Owned Properties, Extending the Period for the Payment of Local Taxes, and Submission of Documents.</p>
<p>RESOLUTION NO. 200—</p> <p>Approving the One Hundred Twenty-Nine (129) Applications for Tricycle Franchise classified as Renewal, Renewal/Transfer/Amendment of Franchise, Transfer/Amendment of Franchise and Amendment of Franchise;</p>
<p>RESOLUTION NO. 201—</p> <p>Disapproving Barangay Ordinance No. 001, Series of 2020 of Barangay Capalayan, an Ordinance Endorsing the Schematic Subdivision Plan of Barangay Capalayan Proposed Barangay Expansion Project or Barangay Site to the City Council of Surigao;</p>
<p>RESOLUTION NO. 202—</p> <p>Approving the 2020 Annual Barangay Budget of Sidlakan, Surigao City in the amount of ₱1,743,466.00;</p>
<p>RESOLUTION NO. 203—</p> <p>Approving the 2020 Annual Barangay Budget of San Juan, Surigao City in the Amount of ₱14,479,544.00;</p>
<p>RESOLUTION NO. 204—</p> <p>Approving the 2020 Annual Barangay Budget of San Isidro, Surigao City in the amount of ₱1,965,149.00;</p>
<p>RESOLUTION NO. 205—</p> <p>Approving the 2020 Annual Barangay Budget of Zaragoza, Surigao City in the amount of ₱1,938,854.00;</p>
<p>RESOLUTION NO. 206—</p> <p>Approving the 2020 Annual Barangay Budget of Bonifacio, Surigao City in the amount of ₱4,287,790.00;</p>
<p>RESOLUTION NO. 207—</p> <p>Referring back to the City Engineering Office (CEO) the request for realignment of the unexpended balance of appropriations under the 20% Development Fund for CY 2019 in the amount of P1,939,188.75 to fund for the installation of Water System and Jetmatic Pumps at the different City Barangays, for further details;</p>
<p>RESOLUTION NO. 208—</p> <p>Enacting Appropriation Ordinance No. 30, Series of 2020, an ordinance transferring the sum of ₱540,000.00–Budget Allocation, Committee on Education, Culture and Heritage to be made available for further appropriation and for other purposes;</p>
<p>RESOLUTION NO. 209—</p> <p>Enacting Appropriation Ordinance No. 31, Series of 2020, an ordinance realigning the sum of ₱250,000.00-CMO Salary Savings from Unfilled Positions, to be made available for further appropriation and for other purposes;</p>

<p>RESOLUTION NO. 210— Enacting Appropriation Ordinance No. 32, Series of 2020, an ordinance realigning the sum of ₱295,000.00-Livelihood Training and Productivity Center Fund, to be made available for further appropriation and for other purposes;</p>
<p>RESOLUTION NO. 211— Enacting Appropriation Ordinance No. 33, Series of 2020, an ordinance transferring the sum of ₱400,000.00-Budget Allocation, Committee on Trade, Business, Industry and Economic Enterprise to be made available for further appropriation and for other purposes;</p>
<p>RESOLUTION NO. 212— Enacting Appropriation Ordinance No. 34, Series of 2020, an ordinance reverting the sum of ₱230,000.00 - CMO Admin Division Budget Allocation to be made available for further appropriation and for other purposes;</p>
<p>RESOLUTION NO. 213— Enacting Appropriation Ordinance No. 35, Series of 2020, an ordinance reverting the sum of ₱72,000.00-OMOE, City Disaster Risk Reduction and Management Office, to be made available for further appropriation and for other purposes;</p>
<p>RESOLUTION NO. 214— Authorizing the Honorable Ernesto U. Matugas, Jr., City Mayor to enter into a Contracts Of Service with the Four (4) New Contract Of Service Employees of the City for the Period July 16, 2020 To December 31, 2020;</p>
<p>RESOLUTION NO. 215— Approving the Applications For Accreditation of Three (3) Non-Government Organizations as a Legitimate Non-Government Organization (NGO) of the City;</p>
<p>RESOLUTION NO. 218— Referring Resolution No. 1, Series of 2020 of Sangguniang Kabataan of Barangay Cagniog, this city, A Resolution approving the Supplemental Budget for the Fiscal Year 2020, utilizing available resources in the amount of Forty-Five Thousand Eight Hundred Sixty-Four Pesos and Ninety-Four Centavos (P45,864.94) to the Local Finance Committee, for review;</p>
<p>RESOLUTION NO. 219— Approving the 2020 Annual Barangay Budget of Cabongbongan, Surigao City in the amount of ₱2,236,437.00;</p>
<p>RESOLUTION NO. 220— Approving The 2020 Annual Barangay Budget Of Alang-Alang, Surigao City In The Amount Of ₱1,813,722.00;</p>
<p>RESOLUTION NO. 221— Enacting Appropriation Ordinance No. 36, Series of 2020, an ordinance Transferring the sum of ₱500,000.00-Budget Allocation, Committee On Labor And Employment To Be Made Available For Further Appropriation And For Other Purposes;</p>
<p>RESOLUTION NO. 222— Enacting Appropriation Ordinance No. 37, Series of 2020, an ordinance Transferring the sum of ₱1,756,695.00-Budget Allocation, Committee on Human Rights to be made available for further appropriation and for other purposes;</p>
<p>RESOLUTION NO. 223— Authorizing the Honorable City Mayor Ernesto U. Matugas, Jr. to enter into a Memorandum Of Agreement (Moa) with the Balay Mindanaw Foundation, Inc. (BMFI) for the project dubbed as "Bayay Surigao Crisis Center";</p>
<p>RESOLUTION NO. 225— Approving the agenda of the 27th Regular Session of the Sangguniang Panlungsod dated 28 July 2020, as prepared and presented with inclusion;</p>

<p>RESOLUTION NO. 226— Enacting Appropriation Ordinance No. 38, Series of 2020,an Ordinance Realigning the sum of P500,000.00-Lot Acquisition for Cemetery of Barangay Alegria under the 20% Development Fund, to be made available for further appropriation and for other purposes;</p>
<p>RESOLUTION NO. 227— Approving the 2020 Annual Barangay Budget of Quezon, Surigao City in the amount of ₱3,882,337.00;</p>
<p>RESOLUTION NO. 228— Approving the 2020 Annual Barangay Budget of San Pedro, Surigao City in the amount of ₱2,254,332.00;</p>
<p>RESOLUTION NO. 229— Approving the 2020 Annual Barangay Budget of Silop, Surigao City in the amount of ₱2,691,516.00;</p>
<p>RESOLUTION NO. 230— Approving the 2020 Annual Barangay Budget of Mabini, Surigao City in the amount of ₱3,413,392.00;</p>
<p>RESOLUTION NO. 231— Approving the application for Alteration of Plan of the Surigao Memorial Park, Inc. (SMPI) Expansion Project with an area of 7,999 sq.m., located at Barangay Cagniog, this city;</p>
<p>RESOLUTION NO. 232— Enacting Appropriation Ordinance No. 39, Series of 2020,an Ordinance Transferring the sum of ₱980,000.00–Budget Allocation, Committee on Ways And Means to be made available for further appropriation and for other purposes;</p>
<p>RESOLUTION NO. 233— Authorizing the Honorable City Mayor Ernesto U. Matugas, Jr. to enter into a Memorandum Of Agreement (MOA) with the Department of Public Works and Highways (DPWH), Surigao Del Norte 2nd District Engineering Office represented by Engr. Henry Cruz J. Marapao relative to the Construction of Quarantine / Isolation Facility in Barangay Cagniog, this city;</p>
<p>RESOLUTION NO. 234— Forwarding The DILG Memorandum Circular No. 2020-100 “Guidelines for the Establishment of a Network of Cycling Lanes and Walking Paths to support People’s Mobility” to the City Administrator thru the City Traffic Management Office to Conduct a Study, Identify and Determine Sections of Local Roads Structures that may develop into continues Cycling Lanes Network And Walking Paths and be forwarded to the Sangguniang Panlungsod for possible passage or enactment of an ordinance;</p>
<p>RESOLUTION NO. 236— Approving the agenda of the 28th Regular Session of the Sangguniang Panlungsod dated 04 August 2020, as prepared and presented with inclusion;</p>
<p>RESOLUTION NO. 237— Enacting Appropriation Ordinance No. 40, Series of 2020, an Ordinance Transferring the sum of ₱850,000.00–Budget Allocation, Committee on Rules to be made available for further appropriation and for other purposes;</p>
<p>RESOLUTION NO. 238— Enacting Appropriation Ordinance No. 41, Series of 2020, an Ordinance Transferring the sum of ₱600,000.00–Budget Allocation, Committee on Labor and Employment to be made available for further appropriation and for other purposes;</p>
<p>RESOLUTION NO. 239— Enacting Appropriation Ordinance No. 42, Series of 2020, an Ordinance Transferring the sum of ₱500,000.00–Budget Allocation, Committee on Agriculture and Fisheries to be made available for further appropriation and for other purposes;</p>

<p>RESOLUTION NO. 240—</p> <p>Authorizing the Honorable City Mayor Ernesto U. Matugas, Jr. to enter into a Memorandum of Agreement (MOA) with the Commission on Higher Education (CHED) and Surigao State College of Technology (SSCT), relative to the use of the School Facilities as Quarantine Area/Community Isolation Units for the Covid 19 Pandemic;</p>
<p>RESOLUTION NO. 243—</p> <p>Approving Appropriation Ordinance No. 001, Series of 2020 of Barangay Washington, Surigao City containing the Annual Barangay Budget for CY 2020 in the amount of ₱19,432,209.00;</p>
<p>RESOLUTION NO. 244—</p> <p>Approving Appropriation Ordinance No. 001, Series of 2020 of Barangay Sugbay, Surigao City containing the Annual Barangay Budget for CY 2020 in the amount of ₱1,856,115.00;</p>
<p>RESOLUTION NO. 245—</p> <p>Approving Appropriation Ordinance No. 01, Series of 2020 of Barangay Mapawa, Surigao City containing the Annual Barangay Budget for CY 2020 in the amount of ₱2,396,953.00;</p>
<p>RESOLUTION NO. 246—</p> <p>Approving Appropriation Ordinance No. 001, Series of 2020 of Barangay Buenavista, Surigao City Containing The Annual Barangay Budget For Cy 2020 In The Amount Of ₱2,290,844.00;</p>
<p>RESOLUTION NO. 247—</p> <p>Enacting Appropriation Ordinance No. 43, Series of 2020, an Ordinance Reverting the sum of ₱195,000.00-MOOE, City Health Office, to be made available for further appropriation and for other purposes;</p>
<p>RESOLUTION NO. 248—</p> <p>Enacting Appropriation Ordinance No. 44, Series of 2020, an Ordinance Realigning the sum of P1,939,188.75-Unexpended Balances under the 20% Development Fund for Calendar Year 2019 to be made available for further appropriation and for other purposes.</p>
<p>RESOLUTION NO. 249—</p> <p>Authorizing the Honorable City Mayor Ernesto U. Matugas, Jr. to enter into a Memorandum of Agreement (MOA) with the Regional Peace and Order Council (RPOC) 13 represented by Regional Director Lilibeth A. Famacion, CESO III, as the head of the Secretariat of the RPOC 13, relative to the Financial Assistance of the city in the amount of One Hundred Thousand Pesos (P100,000.00);</p>
<p>RESOLUTION NO. 250—</p> <p>Requesting the Department of Budget and Management (DBM) thru Secretary Wendel E. Avisado to allow the City Of Surigao to avail of an allocation under the Local Government Support Fund (LGSF) - Assistance to the cities in the FY 2020 General Appropriations Act, Republic Act No. 11260 for the implementation of the Proposed Surigao Park Revitalization Plan Phase 2 in the amount of Twenty Million Five Hundred Eighty Four Thousand Seven Hundred Forty Five Pesos (₱20,584,745.00);</p>
<p>RESOLUTION NO. 253—</p> <p>Enacting Appropriation Ordinance No. 45, Series of 2020, an Ordinance Realigning the sum of P1,285,864.00- Construction of Quezon Irrigation System under the 20% Development fund to be made available for further appropriation and for other purposes;</p>
<p>RESOLUTION NO. 254—</p> <p>Authorizing the Honorable City Mayor Ernesto U. Matugas, Jr. to accept and sign the Deed of Donation of various Health Facility Enhancement Program (HFEP) Medical Equipment amounting to One Million Thirty-Six Thousand Eight Hundred Ninety-Eight Pesos and 32/100 (P1,036,898.32) from the Department of Health-Center for Health Development (DOH-CHD) Caraga;</p>
<p>RESOLUTION NO. 257—</p> <p>Enacting Appropriation Ordinance No. 46, Series of 2020, an Ordinance Reverting the sum of ₱147,300.00-MOOE, City Civil Registry Office, to be made available for further appropriation and for other purposes;</p>

RESOLUTION NO. 258— Approving the Implementation for Upgrading of the positions of Nurse I, II, III And IV of the City Health Office (CHO), with a total appropriation of ₱421,981.45, pursuant to DBM Budget Circular No. 2020-4 dated July 17, 2020;
RESOLUTION NO. 259— Approving the Supplemental Budget No. 01, Series of 2020 of Barangay Taft, this City;
RESOLUTION NO. 260— Approving Appropriation Ordinance No. 001, Series of 2019 of Barangay Mabua, Surigao City, containing the Annual Barangay Budget for CY 2020 in the amount of ₱3,852,507.00;
RESOLUTION NO. 261— Approving Appropriation Ordinance No. 001, Series of 2019 of Barangay Trinidad, Surigao City, containing the Annual Barangay Budget for CY 2020 in the amount of ₱3,542,676.00;
RESOLUTION NO. 262— Approving Appropriation Ordinance No. 001, Series of 2019 of Barangay Balibayon, Surigao City, containing the Annual Barangay Budget for CY 2020 in the amount of ₱2,924,138.00;
RESOLUTION NO. 263— Confirming and Approving the Eleven (11) Local Housing Board (LHB) Resolutions, All Series of 2016;
RESOLUTION NO. 264— Enacting Appropriation Ordinance No. 47, Series of 2020, an Ordinance Transferring the sum of ₱180,000.00 – Budget Allocation, Committee on Transportation, Communication And Utilities to be made available for further appropriation and for other purposes;
RESOLUTION NO. 265— Enacting Appropriation Ordinance No. 48, Series of 2020, an Ordinance Transferring the sum of ₱200,000.00–Budget Allocation, Tricycle and Trisikad Franchising Office to be made available for further appropriation and for other purposes;
RESOLUTION NO. 266— Enacting Appropriation Ordinance No. 49, Series of 2020, an Ordinance Transferring the sum of ₱2,315,000.00–Budget Allocation, Vice Mayor Office / Secretary and Staff to be made available for further appropriation and for other purposes;
RESOLUTION NO. 267— Enacting Appropriation Ordinance No. 50, Series of 2020, an Ordinance Appropriating the sum of ₱421,981.45- Salary Savings of the Unfilled Positions, City Health Office, to be made available for further appropriation and for other purposes;
RESOLUTION NO. 268— Enacting Appropriation Ordinance No. 51, Series of 2020, an Ordinance Appropriating the sum of ₱65,000.00–Allocation for Charter Day Celebration to be made available for further appropriation and for other purposes;
RESOLUTION NO. 269— Approving the Journal of Proceedings of the previous Regular Session held on August 25, 2020, re: the following Resolution Nos. 255-268;
RESOLUTION NO. 270— Approving the agenda of the 32 nd Regular Session of the Sangguniang Panlungsod dated 01 September 2020, as prepared and presented with inclusion;
RESOLUTION NO. 271— Approving Appropriation Ordinance No. 001, Series of 2019 of Barangay Capalayan, Surigao City containing the Annual Barangay Budget for CY 2020 in the amount of ₱3,451,490.00;
RESOLUTION NO. 272— Approving Appropriation Ordinance No. 001, Series of 2019 of Barangay Bitaugan, Surigao City containing the Annual Barangay Budget for CY 2020 in the amount of ₱2,003,357.00;

<p>RESOLUTION NO. 273—</p> <p>Enacting Appropriation Ordinance No. 52, Series of 2020, an Ordinance Transferring the sum of ₱500,000.00—Budget Allocation, City Treasurer's Office (CTO) to be made available for further appropriation and for other purposes;</p>
<p>RESOLUTION NO. 274—</p> <p>Enacting Appropriation Ordinance No. 53, Series of 2020, an Ordinance transferring the sum of ₱775,000.00—Budget Allocation, Committee on Cooperatives to be made available for further appropriation and for other purposes;</p>
<p>RESOLUTION NO. 275—</p> <p>Approving Barangay Ordinance No. 001, Series of 2020 of Barangay Luna, this city, "An Ordinance Imposing Taxes, Fees and Charges Pursuant to the Provision of the Local Government Code (RA. 7160) and Providing Penalty for Violation thereof";</p>
<p>RESOLUTION NO. 276—</p> <p>Approving the application for accreditation of Perlas ng Silangan Multipurpose Cooperative as a legitimate Non-Government Organization (NGO) of the city;</p>
<p>RESOLUTION NO. 277—</p> <p>Remanding back to the City Planning and Development Office (CPDO) the application for accreditation of Propelling Our Inherited Nation Through Our Youth (POINTY) as a legitimate Non-Government Organization with the City Government of Surigao, for further verification and evaluation;</p>
<p>RESOLUTION NO. 278—</p> <p>Concurring the appointment of Ms. Grace R. Pomoy as City Government Department Head 1 (City Civil Registrar) of the City Government of Surigao;</p>
<p>RESOLUTION NO. 279—</p> <p>Approving the Journal of Proceedings of the previous Regular Session held on September 1, 2020, re: the following Resolution Nos. 269-278;</p>
<p>RESOLUTION NO. 280—</p> <p>Approving the agenda of the 33rd Regular Session of the Sangguniang Panlungsod dated 08 September 2020, as prepared and presented;</p>
<p>RESOLUTION NO. 281—</p> <p>Approving the One Hundred Seven (107) Applications for Tricycle Franchise Classified As Renewal, Renewal/Transfer, Renewal/Amendment of Franchise, Renewal/Transfer/Amendment of Franchise, Transfer, Transfer/Amendment of Franchise and Amendment of Franchise;</p>
<p>RESOLUTION NO. 282—</p> <p>Requesting the Honorable Governor Francisco T. Matugas, Province of Surigao del Norte for Financial Assistance/Funding Allocation of the following Brgy. Projects: Concreting of Airport Diversion Road and Concreting of Road from National Highway to Margarita Memorial Central Elementary School of Brgy. Luna; Road Concreting of Purok-9, Brgy. San Juan and Concreting of Brgy. Roads, Purok 4 & 7 Of Brgy. Cantiasay, all of this city;</p>
<p>RESOLUTION NO. 283—</p> <p>Enacting Appropriation Ordinance No. 54, Series of 2020, an Ordinance Appropriating the sum of ₱5,117,622.00-Unexpended and Savings of LDRRM Fund as of 2019, to be made available for further appropriation and for other purposes;</p>
<p>RESOLUTION NO. 284—</p> <p>Enacting Appropriation Ordinance No. 55, Series of 2020, an Ordinance Realigning the sum of P3,300,000.00-Under The 20% Development Fund for CY 2020 to be made available for further appropriation and for other purposes;</p>
<p>RESOLUTION NO. 285—</p> <p>Referring the Letter of Appeal from Association of Private Preschools Surigao City Division (APPSCiD), re: "A Reprieve on the Payments of our Business Permits - some are paying on</p>

installment basis until December 2020, while the rest had fully paid in January", to the Local Finance Committee for their comment and recommendation;
<p>RESOLUTION NO. 286—</p> <p>Forwarding Resolution No. 8, Series of 2020 of the Surigao Del Norte Transport Cooperative (SDNTC), "A Resolution Requesting the City Government for support in the construction of organization garage to ensure efficient delivery of service", to the City Administrator, Atty. Jerry R. Centro, for comment and recommendation;</p>
<p>RESOLUTION NO. 287—</p> <p>Adopting City Development Council (CDC) Resolution No. 1, Series of 2020, A Resolution Approving Three (3) Priority Road Projects for funding under the DPWH-DOT Tourism Road Infrastructure Program (TRIP) for CY 2020;</p>
<p>RESOLUTION NO. 288—</p> <p>Expressing the full support of the Sangguniang Panlungsod of the City of Surigao to the SURNECO's Firm Request for the permanent reduction of the Total Contracted Capacity with the Independent Power Producers and in the process invoking the Force Majeure Provision in the corresponding contracts due to COVID 19 Pandemic;</p>
<p>RESOLUTION NO. 289—</p> <p>Approving the Journal of Proceedings of the previous Regular Session held on September 08, 2020, re: the following Resolution Nos. 279-288;</p>
<p>RESOLUTION NO. 290—</p> <p>Approving the agenda of the 34TH Regular Session of the Sangguniang Panlungsod dated 15 September 2020, as prepared and presented;</p>
<p>RESOLUTION NO. 291—</p> <p>Enacting Appropriation Ordinance No. 56, Series of 2020, an Ordinance Reverting the sum of ₱450,000.00-Salary Savings of Unfilled Positions, City Accountant Office, to be made available for further appropriation and for other purposes;</p>
<p>RESOLUTION NO. 292—</p> <p>Enacting Appropriation Ordinance No. 57, Series of 2020, an Ordinance Reverting the sum of ₱371,000.00-Budget Allocation, City Accountant Office, and ₱60,000.00- Budget Allocation, City Tourism Office, to be made available for further appropriation and for other purposes;</p>
<p>RESOLUTION NO. 293—</p> <p>Enacting Ordinance No. 434, Series of 2020, an Ordinance Confirming, Approving and Ratifying the Term Loan Agreement pursuant to SP Resolution No. 246, Series of 2019 and the authority of the Honorable City Mayor to execute an Assignment of Deposit with Hold Out Agreement and for other purposes;</p>
<p>RESOLUTION NO. 294—</p> <p>Recognizing Mr. Rupert Ubrille Uba Tortal as a Surigaonon Athlete for bringing great pride to the City of Surigao and for his ongoing contributions and continued work in the field of Tennis;</p>
<p>RESOLUTION NO. 297—</p> <p>Enacting Appropriation Ordinance No. 58, Series of 2020, an Ordinance transferring the sum of ₱4,000,000.00 – any available savings of the General Fund, to be made available for further appropriation and for other purposes;</p>
<p>RESOLUTION NO. 298—</p> <p>Enacting Appropriation Ordinance No. 59, Series of 2020, an Ordinance transferring the sum of ₱520,000.00 – Budget Allocation, Committee on Youth and Sports, to be made available for further appropriation and for other purposes;</p>
<p>RESOLUTION NO. 299—</p> <p>Enacting Appropriation Ordinance No. 60, Series of 2020, an Ordinance transferring the sum of ₱316,000.00 – Budget Allocation, Committee on Women and Family, to be made available for further appropriation and for other purposes;</p>

RESOLUTION NO. 300— Supporting the Initiatives of Inter-Agency Task Force on Constitutional Reforms on the Proposed Surgical Amendments to the present 1987 Constitution;
RESOLUTION NO. 301— Enacting Ordinance No. 435, Series of 2020, an Ordinance Condoning the Penalties and Authorizing the Restructuring of the Delinquent Accounts of the City Housing Beneficiaries at Barangay Canlanipa, Surigao City;
RESOLUTION NO. 302— Requesting the City Task Force for Corona Virus 2019 Pandemic to conduct an extensive information drive of Ordinance No. 432, Series of 2020 for at least three (3) days and to effect fully and strictly enforce the said Ordinance and for the Task Force to make a report to the Sangguniang Panlungsod on the action taken by them in so far as this Resolution is concerned;
Enacting Appropriation Ordinance No. 61, Series of 2020, an Ordinance Transferring the sum of ₱2,835,652.25– Unexpended Balances of Appropriations under Bayanihan Grant, to be made available for further appropriation and for other purposes;
Enacting Appropriation Ordinance No. 62, Series of 2020, an Ordinance Realigning the sum of ₱9,000,000.00-Unexpended Balances from Previous Years (Trust Fund); ₱3,200,000.00 Unexpended Balances from Current Year (CY 2020), City Disaster Risk Reduction Management Fund (CDRRMF), to be made available for further appropriation and for other purposes;
RESOLUTION NO. 307— Requesting the Provincial Government of Surigao del Norte thru Honorable Governor Francisco T. Matugas for Financial Assistance in the amount of P1,000,000.00 in connection with the efforts of the City Government of Surigao in trying to control the spread of Coronavirus Disease 2019 (Covid-19);
RESOLUTION NO. 308— Authorizing the Honorable City Mayor Ernesto U. Matugas, Jr. to enter into a Memorandum of Agreement (MOA) with the Provincial Government of Surigao del Norte, represented by the Provincial Governor, Honorable Francisco T. Matugas, relative to the Financial Assistance to be extended to the City Government of Surigao in the amount of P1,000,000.00;
RESOLUTION NO. 309— Amending Section 19, Rule V as well as Section 46, Rule X of the Internal Rules of Procedure of the Sangguniang Panlungsod;
RESOLUTION NO. 310— Enacting Appropriation Ordinance No. 63, Series of 2020, an Ordinance Reverting the sum of ₱1,500,000.00- Barangay Peace and Order, and ₱500,000.00- Crime Prevention and Implementation, all of Peace and Order Operation, to be made available for further appropriation and for other purposes;
RESOLUTION NO. 311— Enacting Appropriation Ordinance No. 64, Series of 2020, an Ordinance Appropriating the sum of ₱75,250,000.00- General Fund-Loan Proceeds (Borrowings), Development Bank of the Philippines (DBP), to be made available for further appropriation and for other purposes;
RESOLUTION NO. 312— Enacting Appropriation Ordinance No. 65, Series of 2020, an Ordinance Reverting the sum of ₱7,000,000.00-Unexpended Balances from Lump Sum Appropriations, to be made available for further appropriation and for other purposes;
RESOLUTION NO. 313— Enacting Appropriation Ordinance No. 66, Series of 2020, an Ordinance Reverting the sum of ₱15,141,000.00-Maintenance and Other Operating Expenses of the different City Offices, General Fund, to be made available for further appropriation and for other purposes;

RESOLUTION NO. 314— Expressing Deepest Sympathy and Sincerest Condolences to the bereaved family of the late former City Councilor Clementino H. Sykimte;
RESOLUTION NO. 315— Enacting Appropriation Ordinance No. 67, Series of 2020an Ordinance Transferring the sum of ₱5,959,482.58–Budget Allocation, Vice Mayor Office / SP-Admin Services / Secretary and Staff to be made available for further appropriation and for other purposes;
RESOLUTION NO. 316— Requesting the Department Of Health to drastically increase the Reverse Transcription Polymerase Chain Reaction Swab Test Kits allocated for the Province of Surigao del Norte and Surigao City, expediting the operation of the Molecular Diagnostics Laboratory at the Caraga Regional Hospital, and augmenting the Doctors and Health Personnel at the Caraga Regional Hospital;
RESOLUTION NO. 317— Approving the Journal of Proceedings of the previous Regular and Special Sessions held on September 22, October 1, 16, and 19, all of 2020, re: the following Resolution Nos. 295-316;
RESOLUTION NO. 318— Approving the agenda of the 36 TH Regular Session of the Sangguniang Panlungsod dated October27, 2020, as prepared and presented with inclusion;
RESOLUTION NO. 319— Authorizing the City Mayor and the City Treasurer, Surigao City, to open a General Fund Account with the Development Bank Of The Philippines (DBP) - Surigao City Branch with the Account Name "Surigao City for Environmental Fee"
RESOLUTION NO. 320— Referring to the City Legal Officer the Memorandum of Agreement between the City Government of Surigao and Couples for Christ, for recommendation;
RESOLUTION NO. 321— Enacting Appropriation Ordinance No. 68, Series of 2020, an Ordinance Realigning the sum of ₱103,160.00 – Budget Allocation, Committee on Rules, to be made available for further appropriation and for other purposes;
RESOLUTION NO. 322— Enacting Appropriation Ordinance No. 69, Series of 2020, an Ordinance Realigning the sum of ₱359,000.00 – Budget Allocation, Committee on Youth and Sports, to be made available for further appropriation and for other purposes;
RESOLUTION NO. 323— Enacting Appropriation Ordinance No. 70, Series of 2020, an Ordinance Realigning the sum of ₱500,000.00 – Budget Allocation, Committee on Environmental and Natural Resources, to be made available for further appropriation and for other purposes;
RESOLUTION NO. 324— Enacting Appropriation Ordinance No. 71, Series of 2020, an Ordinance Realigning the sum of ₱200,000.00 – Budget Allocation, Committee on Appropriations, to be made available for further appropriation and for other purposes;
RESOLUTION NO. 325— Enacting Appropriation Ordinance No. 72, Series of 2020, an Ordinance Realigning the sum of ₱450,000.00 – Budget Allocation, Committee on Barangay Affairs, to be made available for further appropriation and for other purposes;
RESOLUTION NO. 326— Enacting Appropriation Ordinance No. 73, Series of 2020, an Ordinance Realigning the sum of P700,980.00 – Budget Allocation, Committee on Agriculture and Fisheries, to be made available for further appropriation and for other purposes;

<p>RESOLUTION NO. 327—</p> <p>Enacting Appropriation Ordinance No. 74, Series of 2020, an Ordinance Realigning the sum of ₱1,200,000.00–Other Transportation Equipment (Capital Outlay), Sangguniang Panlungsod to be made available for further appropriation and for other purposes;</p>
<p>RESOLUTION NO. 328—</p> <p>Enacting Appropriation Ordinance No. 75, Series of 2020, an Ordinance Realigning the sum of P500,000.00- Concreting of Road from the highway to Lipata National High School, Unexpended Appropriation under the 20% Development Fund for CY 2019, to be made available for further appropriation and for other purposes;</p>
<p>RESOLUTION NO. 329—</p> <p>Enacting Appropriation Ordinance No. 76, Series of 2020, an Ordinance Reverting the sum of ₱997,000.00- Crime Prevention and Implementation, Peace and Order Operation, to be made available for further appropriation and for other purposes;</p>
<p>RESOLUTION NO. 330—</p> <p>Authorizing the City Mayor to enter into a Contract of Service with Mr. Kirby P. Cosep, Gad-Data Analyst with a monthly compensation of P10,000.00 from October 1, 2020 to December 31, 2020;</p>
<p>RESOLUTION NO. 331—</p> <p>Enacting Appropriation Ordinance No. 77, Series of 2020, an Ordinance Appropriating the sum of ₱590,719.00-Unimplemented Programs for Community Based Rehabilitation under the Peace and Order Appropriation, to be made available for further appropriation and for other purposes;</p>
<p>RESOLUTION NO. 332—</p> <p>Enacting Appropriation Ordinance No. 78, Series of 2020, an Ordinance Appropriating the sum of ₱144,000.00- Unimplemented Programs for Community Based Rehabilitation under the Peace and Order Appropriation, to be made available for further appropriation and for other purposes;</p>
<p>RESOLUTION NO. 333—</p> <p>Enacting Appropriation Ordinance No. 79, Series of 2020, an Ordinance Realigning the sum of P1,000,000.00-Concreting of Road at Barangay Danawan, under the 20% Development Fund for CY 2020, to be made available for further appropriation and for other purposes;</p>
<p>RESOLUTION NO. 334—</p> <p>Enacting Appropriation Ordinance No. 80, Series of 2020, an Ordinance Transferring the sum of P684,761.50–Budget Allocation, Committee on Labor and Employment, to be made available for further appropriation and for other purposes;</p>
<p>RESOLUTION NO. 335—</p> <p>Enacting Appropriation Ordinance No. 81, Series of 2020, an Ordinance Transferring the sum of P201,000.00–Budget Allocation, Vice Mayor Office, to be made available for further appropriation and for other purposes;</p>
<p>RESOLUTION NO. 336—</p> <p>Authorizing The City Mayor to Enter into a Deed of Conditional Sale with the Heirs of Jose D. Cortes, Heirs of Marcos D. Cortes, Heirs of Charito Cortes Gapud, Heirs Of Hernan D. Cortes, Heirs Of Fanny Cortes Garcia And Gloria Cortes Toralballa, represented by Inocencio R. Cortes, Relative to the proposed area for the City’s Multi-Species Fish Hatchery at Sitio Looc, Barangay Punta Bilar, this city;</p>
<p>RESOLUTION NO. 337—</p> <p>Authorizing the City Mayor to enter into a Contract of Service with the four (4) Covid-19 Test Swabbers with a monthly compensation of Eighteen Thousand Pesos (P18,000.00) for the period November 1, 2020 to December 31, 2020;</p>

<p>RESOLUTION NO. 338— Enacting Appropriation Ordinance No. 82, Series of 2020,an Ordinance realigning the sum Of P250,000.00- Renovation of Purok Centers at Barangay Mabua, under the 20% Development Project for CY 2020 to be made available for further appropriation and for other purposes;</p>
<p>RESOLUTION NO. 339— Enacting Appropriation Ordinance No. 83, Series of 2020,an Ordinance realigning the sum of P200,000.00-Road Right of Way, Unexpended Balance of Appropriation of the 20% Development Fund for CY 2019 be made available for further appropriation and for other purposes.</p>
<p>RESOLUTION NO. 340— Enacting Appropriation Ordinance No. 84, Series of 2020,an Ordinance transferring the sum of P1,000,000.00–Unexpended Appropriation for Financial Expenses (Loan Amortization for City Annex Bldg.), to be made available for further appropriation and for other purposes.</p>
<p>RESOLUTION NO. 341— Adopting Local Finance Committee (LFC) Resolution No. 9, Series of 2020, a Resolution Denying the Request of the Association of Private Preschools, Surigao City Division (APPSCID), for reprieve on the payment of Business Permit/Taxes;</p>
<p>RESOLUTION NO. 342— Approving the Application for Preliminary Development Plan (Expansion Project) of Surigao Memorial Park, Inc, for its Proposed Development Memorial Park Project, having an area of 13,038 Square Meters containing 959 plots located at Barangay Cagniog, Surigao City;</p>
<p>RESOLUTION NO. 343— Approving Appropriation Ordinance No. 02, Series of 2020 of Barangay Alang-Alang, Surigao City Containing its Supplemental Budget No. 01 Series of 2020 in the amount of P107,486.98;</p>
<p>RESOLUTION NO. 344— Approving Appropriation Ordinance No. 02, Series of 2020 of Barangay Mabua, Surigao City Containing its Supplemental Budget No. 01 Series of 2020 in the amount of P167,145.46;</p>
<p>RESOLUTION NO. 345— Approving Appropriation Ordinance No. 02, Series of 2020 of Barangay Rizal, Surigao City Containing its Supplemental Budget No. 01 Series of 2020 in the amount of P600,263.05;</p>
<p>RESOLUTION NO. 346— Enacting Appropriation Ordinance No. 85, Series of 2020,an Ordinance realigning the sum of P1,000,000.00-Infrastrucrture Development Fund (Roads and Bridges) under the 20% Development Fund for CY 2020 to be made available for further appropriation and for other purposes;</p>
<p>RESOLUTION NO. 347— Requesting the Department Of Health (DOH), both the National Office and Caraga Regional Office to allocate more Doctors to the Barrios to the City of Surigao in line with the implementation of Doctors to the Barrio Program (DTTBP) of the DOH;</p>
<p>RESOLUTION NO. 348— Requesting the Department of Education (DEPED) to allow the City Government of Surigao to use the Bonifacio Elementary School at Brgy. Bonifacio, Surigao City as a Quarantine Facility in connection with the Covid-19 Pandemic and at the same time authorizing the City Mayor to sign any and all documents necessary for the use of the School as Quarantine Facility with the Department of Education;</p>
<p>RESOLUTION NO. 349— Approving the Journal of Proceedings of the previous Regular and Special Sessions held on October 27, November 6 and 20, 2020, re: the following Resolution Nos. 317-348;</p>
<p>RESOLUTION NO. 350— Approving the agenda of the 37TH Regular Session of the Sangguniang Panlungsod dated November 24, 2020, as prepared and presented;</p>

<p>RESOLUTION NO. 351—</p> <p>Enacting Appropriation Ordinance No. 86, Series of 2020, An Ordinance transferring the sum of ₱23,400.00—Budget Allocation, Committee on Human Rights to be made available for further appropriation and for other purposes;</p>
<p>RESOLUTION NO. 352—</p> <p>Enacting Appropriation Ordinance No. 87, Series of 2020, An Ordinance realigning the sum of ₱568,866.00—Unexpended Balance under Peace and Order Program for Community based Rehabilitation for CY 2020 be made available for further appropriation and for other purposes;</p>
<p>RESOLUTION NO. 353—</p> <p>Requesting the Department of Budget and Management (DBM) thru Secretary Wendel E. Avisado to allocate funds for the City of Surigao in the amount of Fifteen Million Pesos (₱15,000,000.00) for the purchase of Three (3) units of Ambulance and Two (2) units of Rescue Vehicle;</p>
<p>RESOLUTION NO. 356—</p> <p>Enacting Appropriation Ordinance No. 88, Series of 2020, an Ordinance Transferring the sum of ₱438,137.00—Budget Allocation, Committee on Women and Family to be made available for further appropriation and for other purposes;</p>
<p>RESOLUTION NO. 357—</p> <p>Enacting Appropriation Ordinance No. 89, Series of 2020, an Ordinance Transferring the sum of ₱226,000.00—Budget Allocation, Committee on Appropriations to be made available for further appropriation and for other purposes;</p>
<p>RESOLUTION NO. 358—</p> <p>Returning Brgy. Ordinance Nos. 06 and 07, all Series of 2020 of Barangay Danawan, Entitled: an Ordinance Regulating Brgy. Electric Power and its Regulation, Fees & Charges, Prohibition & Penalties of Brgy. Danawan & an Ordinance Regulating Brgy. Water System and its Regulation, Fees & Charges, Prohibition & Penalties of Brgy. Danawan, respectively to comply with the requirement of a Public Hearing for the Enactment or Passage of said Ordinance;</p>
<p>RESOLUTION NO. 359—</p> <p>Authorizing the Honorable City Mayor Ernesto U. Matugas, Jr. to enter into a Memorandum of Agreement (MOA) with Security Bank Foundation, Inc., Security Bank Corporation, Ateneo De Manila University, De La Salle Philippines, Inc., and Department of Education Division of Surigao City, relative to the "Build a School Build a Nation: The Classrooms Project" (A Partnership for the Construction of Buildings and Improvement of the Quality of Basic Education through Trainings and related Intervention), Wherein Surigao West Central Elementary School is the beneficiary;</p>
<p>RESOLUTION NO. 360—</p> <p>Authorizing the City Mayor to enter into a Memorandum of Agreement (MOA) with the Department of Agriculture—Caraga Regional Office (DA-Caraga), and Regional Agriculture and Fishery Council-Caraga, relative to the one of the identified projects under the Bayanihan II to recover as One Act in the Establishment of Modernized Urban Agriculture Facilities, wherein the target beneficiaries are the Urban Areas in Caraga and Our locality is one of the identified Proponents of the said Projects;</p>
<p>RESOLUTION NO. 363—</p> <p>Approving the One Hundred Sixteen (116) Applications for Tricycle Franchise Classified as Renewal, Renewal/Transfer, Renewal/Amendment of Franchise, Renewal/Transfer/Amendment of Franchise, Transfer, Transfer Amendment of Franchise and Amendment of Franchise;</p>
<p>RESOLUTION NO. 364—</p> <p>Approving the Two Hundred Sixteen (216) Applications for Issuance of New Motorized Tricycle Operator's Permit (MTOP) under Ordinance No. 425, Series of 2020, to Operate in the City of Surigao;</p>

<p>RESOLUTION NO. 365— Enacting Appropriation Ordinance No. 90, Series of 2020, An Ordinance Realigning the Sum of ₱450,000.00-CMO Personal Savings from Vacant Positions, to be made available for further appropriation and for Other Purposes;</p>
<p>RESOLUTION NO. 366— Approving and Adopting the Supplemental Investment Program No. 2 of the City for CY 2020;</p>
<p>RESOLUTION NO. 369— Enacting Appropriation Ordinance No. 91, Series of 2020, An Ordinance appropriating the sum of ₱55,671,000.00—Savings of the General Fund for the Current Year to be made available for further appropriation and for other purposes.</p>
<p>RESOLUTION NO. 370— Enacting Appropriation Ordinance No. 92, Series of 2020, An Ordinance appropriating the sum of Twenty Million Pesos (P20,000,000.00) Savings of Accounts of the different city offices to be made available for further appropriation and for other purposes.</p>
<p>RESOLUTION NO. 371— Enacting Appropriation Ordinance No. 93, Series of 2020, an Ordinance Realigning the sum of P500,000.00- Construction of Pantalan, Barangay Sugbay under the 20% Development Fund to be made available for further appropriation and for other purposes;</p>
<p>RESOLUTION NO. 372— Authorizing the City Mayor and the City Treasurer, Surigao City, to open a Trust Fund Account with the Development Bank of the Philippines (DBP) - Surigao City Branch, relative to the Bureau of Internal Revenue District No. 105 acceptance of payments of the various returns through Electronic Payment System (ePS);</p>
<p>RESOLUTION NO. 373— Enacting Appropriation Ordinance No. 94, Series of 2020, an Ordinance Transferring the sum of ₱160,000.00-Personal Services Savings from Unfilled Positions, City Health Office, to be made available for further appropriation and for other purposes;</p>
<p>RESOLUTION NO. 374— Approving the Supplemental Budget No. 01, Series of 2020 of Barangay Cantiasay, this city;</p>
<p>RESOLUTION NO. 375— Approving the Supplemental Budget No. 01, Series of 2020 of Barangay Day-asan, this city;</p>
<p>RESOLUTION NO. 376— Approving the Supplemental Budget No. 01, Series of 2020 of Barangay Sabang, this city;</p>
<p>RESOLUTION NO. 377— Approving the Supplemental Budget No. 01, Series of 2020 of Barangay San Juan, this city;</p>
<p>RESOLUTION NO. 378— Approving the Supplemental Budget No. 01, Series of 2020 of Barangay San Roque, this city;</p>
<p>RESOLUTION NO. 379— Enacting Appropriation Ordinance No. 95, Series of 2020, an Ordinance Transferring the sum of P572,652.00—Budget Allocation, Committee on Ways and Means to be made available for further appropriation and for other purposes;</p>
<p>RESOLUTION NO. 380— Enacting Appropriation Ordinance No. 96, Series of 2020, an Ordinance Transferring the sum of ₱108,700.00—Budget Allocation, Committee on Women and Family to be made available for further appropriation and for other purposes;</p>
<p>RESOLUTION NO. 381— Enacting Appropriation Ordinance No. 97, Series of 2020, an Ordinance Realigning the sum of P385,350.00—Budget Allocation, Committee on Agriculture and Fisheries, to be made available for further appropriation and for other purposes</p>

<p>RESOLUTION NO. 382—</p> <p>Enacting Appropriation Ordinance No. 98, Series of 2020, an Ordinance Realigning the sum of P314,742.00—Budget Allocation, Committee on Cooperatives, to be made available for further appropriation and for other purposes;</p>
<p>RESOLUTION NO. 383—</p> <p>Enacting Appropriation Ordinance No. 99, Series of 2020, an Ordinance Realigning the sum of P25,000.00—Budget Allocation, Committee on Rules, to be made available for further appropriation and for other purposes;</p>
<p>RESOLUTION NO. 384—</p> <p>Enacting Appropriation Ordinance No. 100, Series of 2020, an Ordinance Realigning the sum of P157,650.00 – Budget Allocation, Committee on Appropriations, to be made available for further appropriation and for other purposes;</p>
<p>RESOLUTION NO. 385—</p> <p>Authorizing the Honorable City Mayor Ernesto U. Matugas, Jr. To Negotiate with the proper banks where the terms and conditions are more advantageous to the city, the loan which will be authorized for the purchase of Heavy Equipment’s subject to applicable Annual Investment Program CY 2020 including its Supplements or the CY 2021 Annual Investment Program;</p>
<p>RESOLUTION NO. 386—</p> <p>Returning Brgy. Ordinance Nos. 06 and 07, all Series of 2020 of Brgy. Danawan for Amendments and to Specify Particularly in Section 4 of both Ordinances whether the Fine is Administrative or Criminal Fine;</p>
<p>RESOLUTION NO. 387—</p> <p>Authorizing the Honorable City Mayor Ernesto U. Matugas, Jr. to sign the Deed of Usufruct with the Department of Agriculture—Caraga Regional Office (DA-CRO) of a portion of property consisting of 2,000 Sq.m located in Barangay Cagniog, this city, to be used for the Establishment of Modernized Urban Agricultural Facility;</p>
<p>RESOLUTION NO. 388—</p> <p>Authorizing the City Mayor to enter into a Contract of Service with the Three (3) Covid-19 Test Swabbers with a Monthly Compensation of Eighteen Thousand Pesos (P18,000.00) for the Period November 1 - December 31, 2020;</p>
<p>RESOLUTION NO. 391—</p> <p>Approving the Annual Investment Program (AIP) CY 2021 of the City of Surigao together with its attachments and inclusions as well as its Annual Investment Program (AIP) CY 2021 Addendum No.1.;</p>
<p>RESOLUTION NO. 392—</p> <p>Enacting Appropriation Ordinance No. 101, Series of 2020,an Ordinance authorizing the Annual Budget of Surigao City for Fiscal Year 2021 in the Total Amount of Nine Hundred Seventy Five Million Four Hundred Twenty Eight Thousand One Hundred Seventy Eight Pesos and Sixteen Centavos (Php 975,428,178.16) covering the Various Expenditures for the Operation of the City Government for Fiscal Year 2021, and appropriating the necessary funds for the purpose.;</p>
<p>RESOLUTION NO. 393—</p> <p>Approving the Journal of Proceedings of the previous Regular Session held on December 22, 2020, re: the following Resolution Nos. 389-392;</p>
<p>RESOLUTION NO. 394—</p> <p>Approving the agenda of the 42nd Regular Session of the Sangguniang Panlungsod dated December 29, 2020, as prepared and presented with inclusion;</p>

RESOLUTION NO. 395— Enacting Appropriation Ordinance No. 102, Series of 2020, an Ordinance Appropriating the sum of P10,470,000.00—Savings for the Current Year of the General Fund to be made available for further appropriation and for other purposes;
RESOLUTION NO. 396— Enacting Appropriation Ordinance No. 103, Series of 2020, an Ordinance Amending Appropriation Ordinance No. 64, Series of 2019, An Ordinance Realigning the sum of P2,000,000.00-Installation of Weighbridge at Sanitary Landfill, P P2,000,000.00-Flood Control System (Surigao River Rehabilitation and Protection), P11,000,000.00-Development of Waste Cell Site, P3,000,000.00-Perimeter Fencing at Sanitary Landfill, P4,400,000.00-Road Network at Sanitary Landfill, all from 20% Development Fund Calendar Year 2019 to be made available for further appropriation and for other purposes;
RESOLUTION NO. 397— Authorizing the City Mayor to enter into a Contract of Service with Twenty (20) Contractual Contact Tracers and Twenty-Five (25) Human Resource for Health Nurses to cover the month of January 2021 and appropriating funds therefore;

1.1.3. ADMINISTRATIVE AREA:

In 2020, the Office of the Secretary to the Sanggunian prepared 42 Journal of Proceedings with 42 corresponding Transcripts including 12 special sessions, 104 Appropriation Ordinances, drafted and finalized 397 Resolutions, encoded and published 14 Ordinances. Transcript for several caucuses and committee hearings/public hearings conducted were also filed in the office for record and reference purposes.

Other administrative support functions such as records management, personnel management, provision of office supplies, review of franchise, publication and posting of notices, automation of records and other related functions incidental to the mandate of the Office of the Secretary to the Sanggunian were consistently done by the administrative staff.

1.1.4. TRICYCLE AND TRISIKAD FRANCHISING:

A total of 1,297 motorized tricycle units were processed during the year, broken down as follows:

627	Renewal
81	Renewal/transfer of unit
50	Renewal/amendment of franchise
73	Renewal/transfer/amendment of franchise
15	Transfer
94	Transfer/amendment of franchise
124	Amendment of franchise
233	New franchise

1.2 PLANNING AND PROJECT DEVELOPMENT SERVICES

In keeping with its mandate, the City Planning and Development Office (CPDO) was able to complete the consolidation of the CY 2021 Annual Investment Program (AIP), which was approved by the Sangguniang Panlungsod per SP Resolution no. 163-2020. The Supplemental Investment Program 2020 No. 1 and No. 2 were also approved per SP Resolution No. 163-2020 and Resolution No. 366-2020, respectively. Furthermore, an Addendum to the CY2021 AIP was endorsed and approved per CDC Resolution 16. s. 2020.

The CPDO regularly represented the City Mayor during the meetings of the Regional Development Council (RDC) called by the National Economic and Development Authority (NEDA)-13 as well as in the RDC sectoral committee meetings through teleconferencing platform where sectoral-specific issues and concerns were discussed and appropriately resolved.

In the local level, the CPDO performed secretariat and support functions to the City Development Council (CDC) and its sectoral committees, including networking and coordination with concerned national government agencies and other departments of the local government. Sectoral Committee meetings during the 2nd Semester and CDC General Assembly were organized using teleconferencing platform, pursuant to the Covid-19 safety protocols and local Executive Orders for Community Quarantines.

1st Semester Meetings of the City Development Council (CDC) - Sectoral Committees



Infrastructure Development Committee



Environmental Development Committee



Social Development Committee



Executive Committee



Economic Development Committee



Institutional Development Committee



CDC Sectoral Meetings during the 2nd semester using Zoom teleconferencing platform in adherence to CoVid-19 Safety Protocols

Two (2) CDC general assemblies were held during the year, wherein a total of 17 Resolutions were passed and endorsed to concerned offices. These included the following:

1. Approving Three (3) Priority Road Projects for Funding under the DPWH-DOT Tourism Road Infrastructure Program (TRIP) for CY2021
2. Requesting the Department of Transportation (DOTr) and the Department of Public Works and Highways (DPWH) to Fund the Conduct of a Feasibility Study for the Development of Sea Transport Connectivity for Surigao City Mainland to Nonoc Island by Roll On/ Roll Off (RO-RO) Vessel then by Bridge Connectivity to the Province of Dinagat Islands.
3. Approving and Endorsing the Supplemental Investment Program No. 1 for CY2020

4. Approving the Annual Investment Program (AIP) for 2021 and Favorably Endorsing the same to the Sangguniang Panlungsod for Review, Approval and Adoption
5. Approving and Endorsing the Application of Sparkling Homes and Realty Development Corporation for the Reclassification of Land in Barangay Togbongon and Rizal from Agricultural to Residential.
6. Requesting the Honorable City Mayor for the Creation of a Technical Working Group (TWG) for the Review and Identification of Pathways, Walking and Bicycle Lanes and the Formulation/Updating of the City Public Transport Route Plan Pursuant to the Land Transportation Franchising and Regulatory Board (LTFRB)
7. Approving the Inclusion of Two (2) Tourism Infrastructure Projects to the List of Priority Development Projects for Implementation in CY2021
8. Requesting the City Mayor for the Creation of a Technical Working Group to Formulate an Integrated Coastal Resource Management Plan for the Areas Under the Hinatuan Passage
9. Favorably Endorsing the Joint Provincial Development Council (PDC) and Provincial Peace and Order Council (PPOC) Resolution No. 6 Series of 2020: "Resolution Endorsing to the Regional Development Council-Caraga the Request for the Immediate Conduct of a Feasibility Study for an Alternate Airport located in Nonoc Island and in other Mainland Municipalities of Surigao Del Norte."
10. Requesting the City Mayor for the Creation of a technical Working Group, Through an Executive Order, to Revisit the Land Classification of the City's Island Barangays.



1st Semester City Development Council General Assembly

The Annual LGU Investment Planning, Prioritization and Executive Budget Preparation Workshop for CY2021 was successfully conducted by the Executive Department Heads together with the members of the City Council last July 29-30, 2020 in Mt. Bagarabon Beach Resort, Barangay Mabua, Surigao City. The review of sectoral priorities contained in the Executive Legislative Agenda (ELA) 2019-2022 and of the city's Fiscal Performance in 2019 and the first half of 2020 were among the highlights of the workshop.



Conduct of the Annual Investment Planning, Prioritization and Executive Budget Preparation

With adherence to Covid 19 Safety Protocols,, the City Project Monitoring Committee, headed by the City Administrator, conducted six (6) monitoring activities in the 2nd and 3rd quarters of the year involving 35 projects funded under the 20% Development Fund and the General Fund. These projects included the following:

- Day Care Centers and other Social Welfare Facilities
- Housing Projects
- Irrigation Systems
- Drainage
- Roads and Bridges
- Public Buildings, Health Centers and
- Livelihood Projects

Field Project Inspections conducted by the City Project Monitoring Committee



1.2.1 LAND USE AND ZONING REGULATION, URBAN DEVELOPMENT AND HOUSING

The City Zoning Administration income generation marked a thin decline as compared to 2019. All zoning applications were processed and acted upon amid the pandemic, earning for the city a total of P2.17 million in revenues. Zoning Clearance applications remained as the major transaction and contributor to the total generated income. 152 applications for Zoning Clearance were acted upon, of which 52 were denied due to non-conformity to the zone and road encroachment. 37 denied applicants made their appeal before the City Zoning Board of Adjustment and Appeals (CZBAA).

Secretariat support to the meetings of Zoning Board of Adjustments and Appeals (CZBAA), was effectively provided by the Zoning Administration Division.

Table 1.1
Income Generated from Land Use and Zoning Administration
2019-2020

Particulars	Total Collection	
	2020	2019
1. ZONING CERTIFICATION	92, 700.00	107,700.00
2. ZONING COMPLIANCE	238, 390.00	414,756.50

3. ZONING CLEARANCE	1,112, 487.50	1,041,631.00
4. INSPECTION/VERIFICATION/RESEARCH FEE	622, 000.00	601,230.00
5. PSDP/ALT/SUBDIVISION APPROVAL	39, 937.00	0
6. APPEAL FEE	41, 400.00	53,600.00
7. CERTIFICATE OF NON-CONFORMANCE	32, 000.00	125,000.00
TOTAL	2, 178, 914.00	2,343,917.50

Source: CPDO

The continuing implementation of the Urban Development and Housing Program generated a total collection of P1.063 million in revenues this year from payments of lots by the beneficiaries of the Canlanipa Housing Project Phases 1-4 at Barangay Canlanipa. Though there is notable decrease of collection, it is generally attributed to the plan of the local government to condone the generated penalties and restructuring of the delinquent accounts made by the beneficiaries, especially to those who were adversely affected by the pandemic that put on hold their payments.

Table 1.2
Income Generated from Urban Development and Housing Projects
2019-2020

Particulars	Total Collection (in Php)	
	2020	2019
1. DOJURAI	155, 866.02	262,406.32
2. CANLANIPA HOMES	0	19,600.00
3. RESETTLEMENT	559, 554.79	674,527.71
4. CERTIFICATION/INSPECTION FEES	3, 275.00	3,480.00
5. PAYROLL DEDUCTIONS (City Employees)	11, 706.00	20,622.84
6. CANLANIPA (Phase IV)	15, 000.00	82,814.36
TOTAL	745, 401.81	1,063,451.23

Source: CPDO

1.3 HUMAN RESOURCE DEVELOPMENT & MANAGEMENT

The total workforce of the City Government increased from 3,399 in 2019 to 5,388 in 2020, broken down as follows:

Career and Non-career	497
Job Order employees	4,797
Contract of Service	68
Co-terminus	12
Elective	14

Human Resource Management Personnel Selection Board (HRMPSB) meetings were conducted for 492 applicants for 104 vacant positions, which paved the way to the grant of promotion to the 27 applicants and conferment of original appointments to the 47 new entries.

Capability Building Seminars were conducted as part of Training and Development, wherein a total of 62 employees coming from the different departments and offices for the improvement of public service. The seminars conducted utilized teleconferencing platform in adherence to Covid 19 Safety protocols.

The Strategic Performance Management System (SPMS) remained as primary mechanism in determining the degree of performances of offices and employees and as basis for incentives, rewards and recognition.

Notices of Salary Adjustments were issued to 511 permanent employees and elective officials including 156 Step Increment Grantees pursuant to E.O. 201 s. 2016; Preferential assistance was given to employees who retired, resigned, and to families of the demised employees in claiming their benefits from the GSIS, Pag-Ibig and the City Government.

The Human Resources Management and Development Office remained adept in the management of employee's records and administration of leave and absences as well as its administrative functions.

On Rewards and Recognitions, City Government of Surigao fully implemented the Program on Awards and Incentives for Service Excellence, provided under the CSC Resolution No. 010112 and CSC MC No. 01 s. 2001, referred to as AGENCY PRAISE. In 2020, the City Government of Surigao had a Regional awardee and a semi-finalist to the 2020 Search for Outstanding Public Officials and Employees under Civil Service Commission (CSC) Dangal ng Bayan Award category for the first time in the person of **Ms. Dina E. Diaz**.

The City Government of Surigao granted Loyalty Awards to employees, who had continuously and satisfactorily served the City Government for a specific number of years from the date of their appointment. The Loyalty Cash Incentives were given on the 3rd Monday of every month and the Loyalty Plaques during the Awarding Ceremony in line with the 120th Philippine Civil Service



CSC Regional Director Harold Pareja (2nd from left) with City Councilors Hon. Janree Gonzales, Hon. Mario Gesta and Hon. Joshua Geli (1st, 2nd and 6th from right respectively) together with City Personnel Officer Ms. Hairee Cel Pedimonte (3rd from right) during the conferment of award to Ms. Dina E. Diaz as Dangal ng Bayan Awardee



(left picture) City Mayor Ernesto U. Matugas, Jr. (in blue Barong) with City Councilors Hon. Janree Gonzales (extreme left) Hon. Mario Gesta (2nd from right) and Hon. Joey Yuipco (2nd from left) during the Loyalty Awarding Ceremony

Anniversary Celebration last September 21, 2020. This year, 84 awardees received their plaques from the City Mayor.

On the other hand, 18 eligible employees who retired from service received a plaque and a check equivalent to P500.00 pesos per year of service on the date of their retirement. The total incentive given in 2020 amounted to P279,000.00.

1.3.1 PUBLIC EMPLOYMENT SERVICE OFFICE (PESO)

The Public Employment Service Office (PESO) was established in 1999 thru R.A. 8759, otherwise known as PESO ACT OF 1999 and was amended by R.A. 10691. It aims to assist job seekers find jobs in local and overseas employment.

The accomplishments of the City PESO during the year are summarized below:

- Solicited 350 Job Vacancies for Local and Overseas Employment
- City Government hired 74 new permanent, 68 contractual and 4,797 job order employees.
- 1,742 were placed in private business establishments and have been issued with Mayor's Permit to vouch for their employment.
- 350 persons were deployed for overseas employment
- Solicited and placed 80 students in various offices of the City Government for the Special Program on Employment of Students (SPES) for summer job
- Conducted orientation Services to 80 applicants for SPES
- Assisted 14 OFW Women in Distress in the Middle East in coordination with POEA and the recruitment agencies
- Conducted Career Guidance and Employment Coaching at 16 schools wherein 832 students attended.
- Posted 350 vacancies of Private Companies at the PESO Bulletin Board and Facebook
- Assisted six (6) Special Recruitment Activity for Local and Overseas Employment

1.4 INTERIOR AND LOCAL GOVERNANCE

In keeping with its goals and objectives amid the pandemic, the City Department of Interior and Local Government (DILG) continued the programs and activities anchored on its mandate of enhancing LGU capacities to improve their performance and to effectively and efficiently deliver services to their constituents.

Among this year's activities was the awarding of the Best Lupong Tagapamaya, spearheaded by the DILG in collaboration with the Philippine National Police (PNP), Department of Justice, Liga na mga Barangay and Civil Society Organizations. About 44 entries were assessed for CY 2019 and three (3) Barangays were



Punong Barangay Pablo Bonono of Barangay Taft (extreme right) receiving their award as Outstanding Lupon.

proclaimed as winners. Barangay Taft was proclaimed as the outstanding Lupon while Barangays Nonoc and Trinidad were the runner ups.

Due to the pandemic, functionality assessments for CY 2020 were deferred except for the Barangay Anti-Drug Abuse Council (BADAC) functionality wherein documents from the 54 barangays were assessed and the results and scanned copies of the MOVs (means of verification) were uploaded to the DILG Regional Office.

Monitoring on the implementation of Road Clearing Operations was done in compliance to the presidential directives and various DILG memorandum circulars. Monthly Road Clearing Reports with photo documentations were required from 11 Retooled Community Support Program (RCSP) Priority Barangays.

In response to the COVID-19 Pandemic, the DILG hired 126 contract tracers to augment the tracing force of the City Government. Meetings of the Inter-Agency Task Force (IATF) were also attended. Other activities included coordination with the City Government in the repatriation of human remains, submission of report on the utilization of the Bayanihan Funds downloaded to the city government, monitoring of Barangay Isolation Units, monitoring of arriving Local Stranded Individuals, monitoring of Social Amelioration Program (SAP) distribution and the processing of Travel Authority Issuances to the stranded individuals.

Other Related Activities:

- Indorsement of the Motor Vehicle Request of the City Government
- Assistance to Project Monitoring Activities
- Attendance to Barangay Sessions
- Disseminated weather advisories/bulletins to Barangay Officials and prepared situational reports to be submitted to the Provincial Emergency Operations Center (EOC) during Weather Disturbances
- Preparation and submission of African Swine Fever (ASF) Monitoring report
- Preparation and submission Agrarian Reform Beneficiaries Organization (ARBO) Monitoring report
- Preparation and submission of the Kasambahay Report
- Preparation and submission of the Roster of Beneficiaries of the First Time Job Seekers Act
- Facilitated the submission of the Business Permit and Licensing System (BPLS) Compliance Monitoring Report to the Regional Office
- Preparation and submission of the compliance report of the Barangay Full Disclosure Policy (FDP)
- Monitoring of the uploading of LGU documents to the FDP Portal
- Maintain/Update list of Local and Barangay Officials, Tanod, Lupon in the BIS Portal
- Provided Secretariat Services to the City Peace and Order Council (CPOC)
 - Preparation of Minutes, Resolutions
 - Facilitated Orientation of the Anti-Terrorism Act
 - Facilitated Orientation of RCSP and EO 70

- Uploaded the Peace and Order and Public Safety (POPS) Plan to the POPS-Policy Compliance Monitoring System (PCMS) Portal
- Uploaded the POC Accomplishment to the POPS-PCMS Portal

1.5 LEGAL SERVICES

In response to presidential directives, the office of the Legal Officer headed the Road Clearing operations of the City Government of Surigao during the first quarter of the year with the 1st Provincial Mobile Force Company who provided appropriate area security. Major city roads and sidewalks of the urban barangays were cleared of obstructions.

During the year, the City Legal Office attended coordination meetings with different offices and press conferences during the peak of the Pandemic. It also ensured the timely issuance of Travel Pass for Surigao City residents for basic essential purposes and for travel within the municipalities of the Province of Surigao del Norte as part of the protocols.



Road Clearing Operations

1.6 FISCAL ADMINISTRATION

1.6.1 INCOME

Consolidated income of both the General Fund (GF) and Economic Enterprise (EE) totaled P1,026,458,296.21 in CY 2020. This registered an increase of 14.79% from the previous years GF and EE combined income of P894,200,089.92. The increase is more than the previous recorded increase of 10.89%.

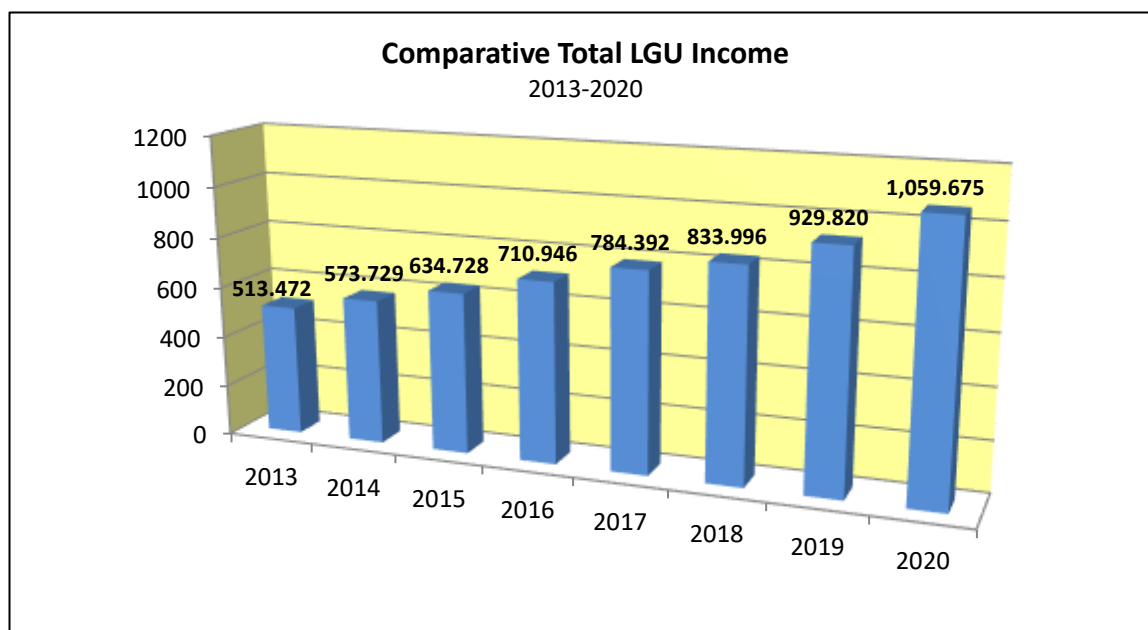
The income from the Special Education Fund (SEF) on the other hand for the same calendar year totaled P33,217,669.93. This is a decrease of 6.74% from the SEF collection of P35,620,229.33 in CY2019. The recorded decrease in SEF for 2020 is a huge setback from the high increase of 28.79% in the preceding period.

Combined income of the consolidated GF and the SEF would bring the **total revenues of the local government to P1,059,675,966.14**. This is the first time that the city's income breached the billion mark. The total income for 2020 increased by 13.97% compared to the 2019 total income of P929,820,319.25. The increase is fueled largely by the increased share of Internal Revenue Allotment

for the period and the national government remittance of the city's allocation under the Bayanihan Act aimed to address the COVID19 Pandemic.

Between 2013-2020, the LGU annual income averaged P755.095 million growing at a rate of 15.2% per annum.

Chart 1.1



IRA Dependency. The LGU share of the Internal Revenue Allotment (IRA) in 2020 totaled P768,727,926.00 which is an increase of 12.23% from the 2019 IRA of P684,934,048.00. Compared against the total income of the city for the current reporting year 2020 less the non-recurring receipts from other national sources like the share from PCSO and the Bayanihan Grant, the IRA accounts for **68.8%**. This is lower than the IRA dependency rate of 73.77% in 2019.

Regular Revenue to Total Income Ratio. Regular revenues consisting of locally-generated income and the IRA share totaled P995,348,628.25 which constitutes 93.93% of the total revenues for the same period. This is lower than the ratio at 99.85% in 2019. The somewhat large disparity is due to the sizable grant of the share from the Bayanihan Act.

Table 1.3
COMPARATIVE LGU INCOME BY SOURCE
Surigao City
2019-2020

INCOME SOURCE	AMOUNT (PhP)		% increase/ (decrease)
	2019	2020	
A. LOCAL SOURCES			
1. Tax Revenue			
a. Real Property Tax	41,425,912.41	42,858,050.08	3.46
b. Special Education Tax	35,620,229.33	33,217,669.93	(6.74)
c. Business Tax	63,424,837.25	69,151,809.30	9.03
d. Other Local Taxes	10,004,679.61	10,865,594.72	8.61
2. Non-Tax Revenue			

a. Regulatory Fees (Permits, Licenses & other fees)	32,221,179.02	27,571,073.78	(14.43)
b. Business & Service Income	20,876,030.87	12,985,701.36	(37.80)
c. Other Income/Receipts	2,039,618.32	938,982.08	(53.96)
3. Income from Economic Enterprises	37,886,812.55	29,031,821.00	(23.37)
SUB-TOTAL	243,499,299.36	226,620,702.25	(6.93)
B. EXTERNAL SOURCES			
1. Internal Revenue Allotment (IRA)	684,934,048.00	768,727,926.00	12.23
2. Share from PCSO/VAT/PCA	720,521.50	266,676.89	(62.99)
3. Share from National Wealth, Mining Fees	666,449.91	-	(100.00)
4. Miscellaneous Income (PhilHealth)	-	-	
5. Bayanihan Grant	-	64,060,661.00	100.00
SUB-TOTAL	686,321,019.41	833,055,263.89	21.38
TOTAL RECEIPTS	929,820,319.25	1,059,675,966.14	13.97

Source: City Accounting Office

Income from Local Sources. Of the total LGU income, **P226, 620,702.25** comes from local sources including those intended for the Special Education Fund (SEF). The total income from local sources decreased by 6.93% from P243,499,299.36 in 2019. The decrease is unprecedented considering the steady increase of local income for the past several years. The primary cause of the reduced income from local sources in CY2020 is the COVID19 Pandemic and the lockdown measures implemented, which affected general local economic activities.

Of the various sources of locally-generated income, the bulk comes from business taxes accounting for 30.79 %, followed by income from real property taxes 19.08%, special education tax 14.79%, economic enterprises 12.92%, regulatory fees 11.38%, business and service income 5.78%. The business and service income consisted of rental proceeds from commercial buildings, city gym, cultural center and others, as well as fees from the issuance of clearances and the operation of the city livelihood training and productivity center, and repayments from the city's housing projects. The rest of local revenues come from other taxes composed of: community tax, franchise tax, occupation tax, professional tax, property transfer tax, tax on delivery trucks/vans, sand and gravel tax, socialized housing tax.

Chart 1.2
2020 LOCAL INCOME DISTRIBUTION
(P226,620,702.25)

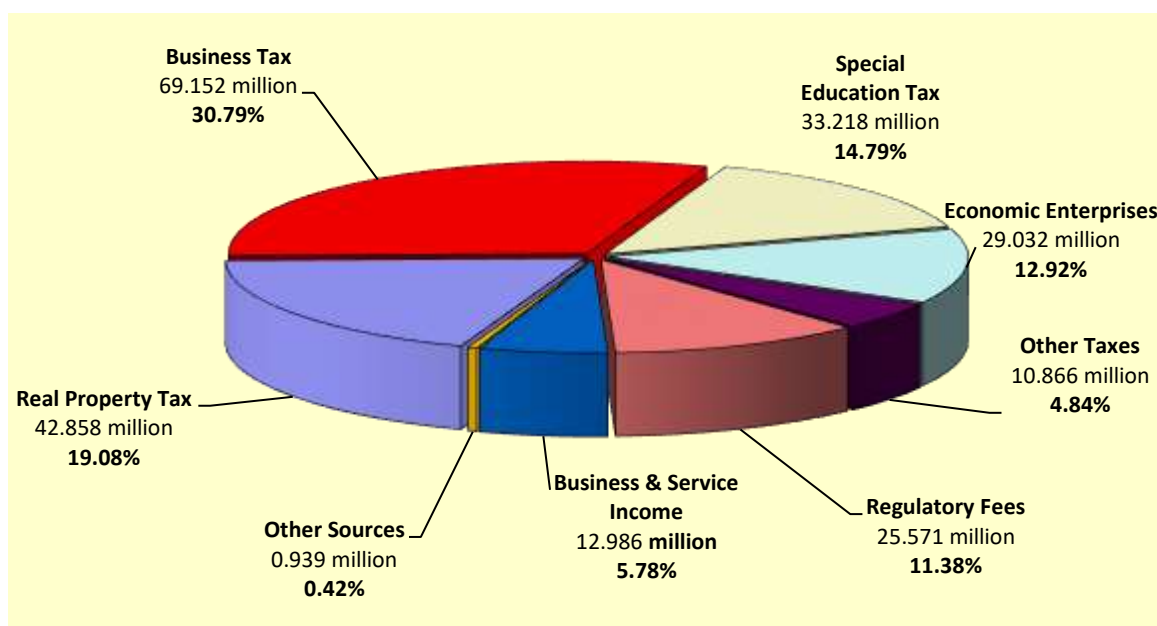
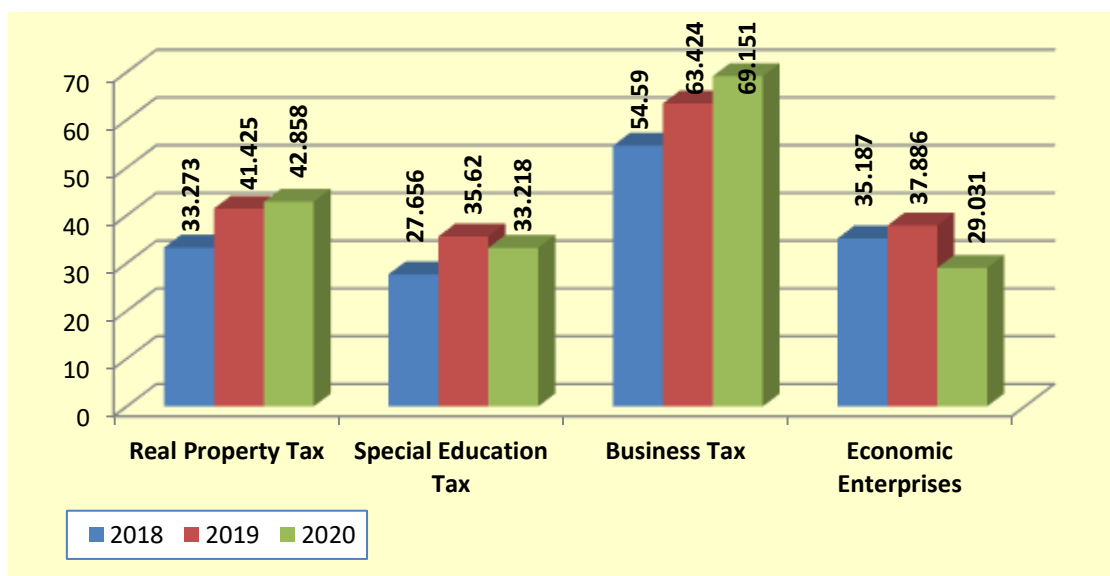


Chart 1.3
COMPARATIVE PERFORMANCE OF MAJOR SOURCES of LOCAL REVENUES
Surigao City
2018-2020
(in million Php)



In terms of collection performance from major sources in 2020, collection efficiency from the general fund is 96.67%. This is lower than the 99.62% collection efficiency in the previous year. The economic enterprises on the other hand registered a collection efficiency of 157.43% compared to its previous year's 98.14%. This is primarily caused by the transfer of public market-related budget and expenditures to the General Fund, with the planned implementation of the PPP Project on the new

market. The implementation however of the project was delayed due to the CoVid pandemic. The pandemic likewise greatly affected the collection efficiency of the Land Transport Terminal registering only 32.2%.

For the collection efficiency of local taxes, business taxes surpassed its target once again with an efficiency rate of 105.11%, higher than the previous year's 100.98%. This is the fourth consecutive year that business tax collection achieved more than 100% with 112.4% in 2018 and 106.52% in 2017. For the third straight year also, collection of real property taxes surpassed its target with a rate of 104.15% from 100.67%, in 2019, and 106.9% in 2018. Under economic enterprises, the highest collection performing facility is the Slaughterhouse once again with 93.88%. In the two previous years, it exceeded its target and registered a collection performance of 114.42% in 2019, a high of 169.4% in 2018, from only 63.6% in 2017. The Land Transport Terminal further dropped to a low of 32.2% from 91.12% in 2019, 99.7% in 2018, and 100.25% collection efficiency in 2017.

Table 1.4
COLLECTION PERFORMANCE
(Regular Sources)
Surigao City
2020

	Estimated Income (PhP)	Actual Collection (PhP)	%
General Fund			
Local Taxes, Fees & Charges	114,940,000.00	122,875,454.10	106.90
• Real Property	41,150,000.00	42,858,050.08	104.15
• Business	65,790,000.00	69,151,809.30	105.11
Non-Tax Revenues	77,674,060.00	41,495,757.22	53.42
Internal Revenue Allotment (IRA)	772,289,072.00	768,727,926.00	99.54
TOTAL	965,203,132.00	933,099,137.32	96.67
Economic Enterprises			
Market*	-	17,410,023.50	-
Transport Terminal	9,225,600.00	2,970,750.00	32.20
Slaughterhouse	9,215,000.00	8,651,047.50	93.88
TOTAL	18,440,600.00	29,031,821.00	157.43

*No income was estimated for the Public Market for CY2020 due to the planned implementation of the PPP Project which was delayed due to the CoVid Pandemic

Source: City Accounting Office

Table 1.5
COMPARATIVE COLLECTION
(Regular Sources)
Surigao City
2019-2020

	Estimated Income (PhP)	Actual Collection (PhP)	%
General Fund			
Local Taxes, Fees & Charges	114,940,000.00	122,875,454.10	106.90
• Real Property	41,150,000.00	42,858,050.08	104.15
• Business	65,790,000.00	69,151,809.30	105.11
Non-Tax Revenues	77,674,060.00	41,495,757.22	53.42
Internal Revenue Allotment (IRA)	772,289,072.00	768,727,926.00	99.54
TOTAL	965,203,132.00	933,099,137.32	96.67
Economic Enterprises			
Market*	-	17,410,023.50	-

Transport Terminal	9,225,600.00	2,970,750.00	32.20
Slaughterhouse	9,215,000.00	8,651,047.50	93.88
TOTAL	18,440,600.00	29,031,821.00	157.43

Source: City Accounting Office, *CPDO Computation

Looking into the year-on-year performance of collections from regular sources, local taxes decreased by 27.72% from posting increases of 12.8% in 2019, 3.97% in 2018, and 14.51% in 2017. This despite the real property and business taxes posting increases for the same period. The increase in Business taxes dipped further to 3.4%, from 7.7% in 2019, 13% in 2018, and 4.62% increase in 2017. The increase in Real Property Taxes also reduced to 9.03%, from a high of 24.5% in 2019, and 38.28% achieved in 2018, and a level performance in 2017.

For the reporting calendar year, income from regular sources of the General Fund increased by 8.97%, from 11% in 2019, 5.23% in 2018, and 11.25% in 2017. Only the real property tax, business tax and our IRA share posted increases for regular sources of the General Fund, and offsetting the decline in the total local taxes, fees and charges, and other non-tax revenues.

For the Economic Enterprises, the CoVid pandemic affected the operations of our facilities with all sources posting reduced collections resulting to an overall decrease of 23.37%. This after posting increases of 7.7% in 2019, 10.31% in 2018, and a meager 1.92% in 2017. The transport terminal posted the highest decrease of 67.03% due to the pandemic travel ban. The slaughterhouse likewise decreased by 17.95% and the public market by 5.03%.

Table 1.6
COMPARATIVE REAL PROPERTY TAX ACCOMPLISHMENT RATE
Surigao City
2018-2020

2018			2019			2020		
Tax Due	Collection (including SEF)	Rate (%)	Tax Due	Collection (including SEF)	Rate (%)	Tax Due	Collection (including SEF)	Rate (%)
70,412,463.00	60,930,699.69	86.53	116,901,881.25	77,046,141.74	65.91	115,720,235.50	76,075,720.01	65.74

For real property taxes (RPT), the same rate of levy of 1.5% basic tax and 1.0% special education tax is being imposed under the 6th General Revision of Real Property Assessment and Classification enacted under City Ordinance No. 402, series of 2018, which started implementation in 2019. The Gross Total Assessed Value of taxable real properties totaled 5.035 billion in 2020. This is roughly at the same level with the P5.083 billion in 2019. The gross assessment for the previous years is P3.046 billion in 2018 and P2.938 billion in 2017.

Less the cancellations made for the period and the under restriction/problematic assessment of more than P406.588 million, the net assessment 2020 totaled P4.628 billion. This is almost the same level as the net assessment of P4.676 billion in 2019, which was a huge increase from the previous years' P2.816 billion in 2018 and P2.708 billion in 2017. The estimated tax due (1.5% basic + 1.0% special education tax) for 2020 amounted to P115.720 million. This is a notch lower by 1.01% from 2019's P116.901 million. In 2018, the tax due estimate was only P70.412 million.

Real Property Tax (RPT) Accomplishment Rate. The collection of both basic real property tax and special education tax for 2020 totaled 76,075,720.01. This is a notch lower by 1.26% compared to the total RPT collection of P77,046,141.74 in 2020. The prior period showed a 26.44% increase from

the 2018 total of P60,930,699.69. Based on the total collections versus the total assessed tax due, real property tax accomplishment rate for 2020 is 65.74%, roughly the same level with the 65.91% recorded in 2019.

2018 recorded a high RPT accomplishment rate of 86.53%. The years prior showed 64.67% in 2017, and 74.64% in 2016.

1.6.2 EXPENDITURES

The city's total expenditures for 2020 totaled **P973,891,471.94**. This is an increase of 18.29% compared to the expenditures of P823,312,681.03 in 2019. The increase for this reporting year is higher than the 10.47% recorded the previous period based on a P745,265,469.83 total expenditures recorded in 2018. The largest expense went to general governance and administration functions 58.49%, followed by social services 15.07%, infrastructure development services 11.30%, economic and environment services 7.38%, disaster risk reduction and management 2.48%, education services under the special education fund 2.24%, debt repayments 1.96%, and operation of economic enterprises 1.09%.

Chart 1.4

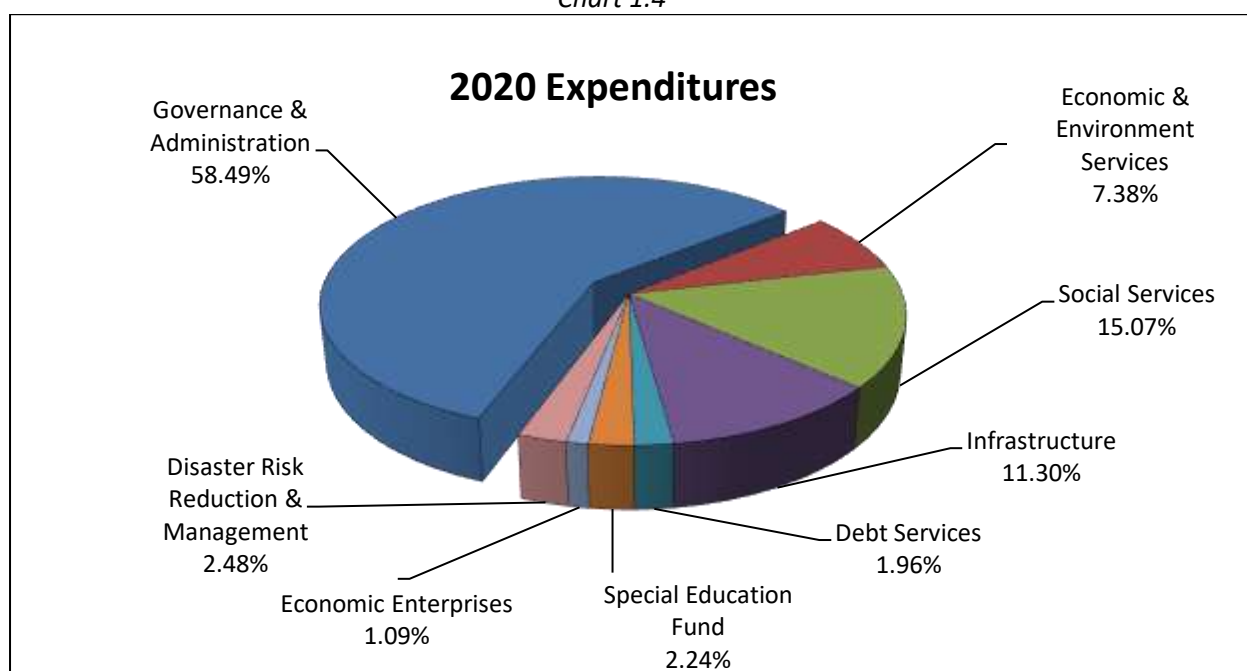


Table 1.7
EXPENDITURES
Surigao City
CY 2020

EXPENDITURES	AMOUNT (Php)
General Fund (Proper)	786,720,273.26
• Economic & Environment Services	53,102,993.51
• Social Services	123,106,532.63
• Infrastructure Services	40,868,424.02
• Governance & Administration	569,642,323.10
20% Development Fund	130,651,502.30

• Debt Servicing	19,074,086.00
• Economic & Environment Services	18,722,533.30
• Infrastructure	69,176,961.32
• Social Development	23,677,921.68
Special Education Fund	21,797,146.84
Economic Enterprises	10,618,973.64
Disaster Risk Reduction and Management	24,103,575.90
TOTAL	973,891,471.94

Per Capita Expenditure. The total expenditures of 2020 totaling P973.891 million constitute a per capita expenditure of **P6,318.35** based on a 2015 population of 154,137 (PSA Census). In 2019, the per capita expenditure was **P5,341.43** based on the same official population data and a total expenditure of P823.312 million.

Debt Servicing. The expenses in paying existing loans reduced further to just **1.96%** of the total expenditures in 2020. Total amount spent for debt payments totaled P19,074,086.00. In 2019 the amount of P20,306,582.99 is **2.47%** of the total expenditures for that year. It was 2.69% in 2018 and 3.27% in 2017. This is way below the allowable maximum of 20% ceiling in the Local Government Code and still considered exemplary being within the 0-8% bracket of the local governance performance management standards.

Economic Enterprise Profitability Rate. The income from local economic enterprises in 2020 is P29,031,821.00. The expenditure is notably much lower at only P10,618,973.64 since the public market account has already been transferred to the General Fund, in anticipation of the implementation of PPP Project for the new market which was delayed due to the CoVid pandemic. Hence, the public market income of more than P17.4 million was actually transferred to the General Fund bringing the total income of the Economic Enterprises to just P11,621,797.50. The net income is very low at only **P1,002,823.86**. This is a high decrease of 88.5% reflecting the effect of the pandemic compared to the previous years' net income of P8,752,553.28 in 2019, P6,278,192.18 in 2018, and P4,591,414.04 in 2017.

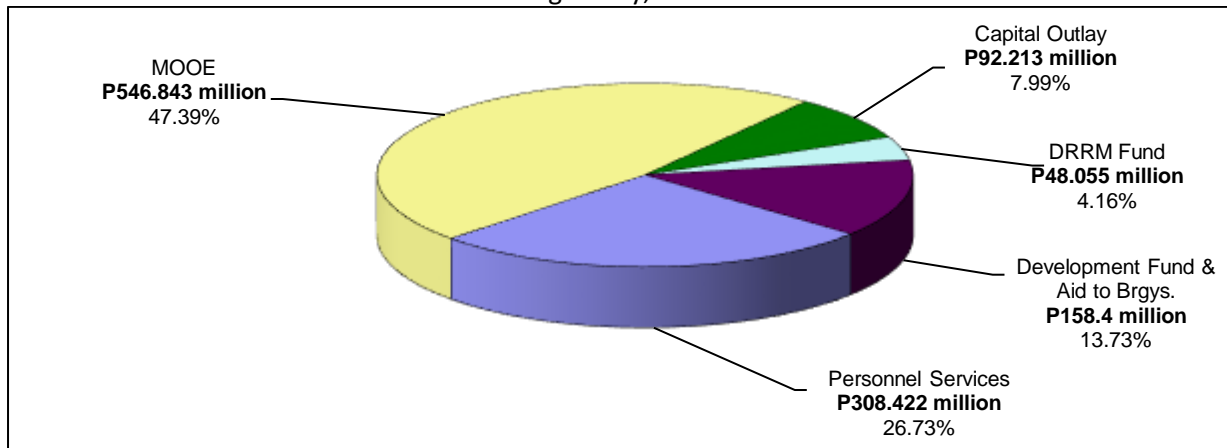
The **profitability rate** of the city's economic enterprises in 2020 reduced to **8.63%**. This is just a benchmark or average performance compared to the previous years' 23.10% in 2019, 17.84% in 2018 and 14.4% in 2017. It is only the slaughterhouse operations that brought about this profit margin considering that subsidies from the General Fund were already provided to support the expenditures of the Land Transport Terminal.

Cost-to-Collection Ratio. Collection expenditures (treasury and assessment services) in 2020 totaled **P51,322,755.93**. This increased by a high of 26.99% compared to the collection expenditures in 2019 amounting to P40,415,745.59. This is the highest recorded increase in the last three (3) reporting periods. Previous years recorded an increase of 8.77% from P37,156,686.32 in 2018 and increase of 16.23% from the expenditures of P31,966,127.81 in 2017.

Compared against the total amount of local income this year at P226,620,702.25, **the cost-to-collection ratio is 22.65%**. This is higher than the ratios recorded in the previous years; 16.6% in 2019, 17.39% in 2018, and 16.36% in 2017. This means that the LGU is spending almost P0.23 centavos for every peso that it collects.

1.5.3 RESOURCE ALLOCATION

Chart 1.5
BREAKDOWN OF BUDGET APPROPRIATIONS
General Fund & Economic Enterprises
Surigao City, 2020



Source: City Budget Office

Total LGU Budget. Total budget appropriations in 2020 amounted to **P1,153,933,443.81**. This budget is higher by 24.94% compared to the P923,602,596.61 appropriation in 2019. The percentage increase for this period is also higher than the 8.31% increase in the previous period with the total of P852,761,568.87 budget for 2018. There were nine (9) Supplemental Budgets passed last year; three (3) of which are new appropriations covering the Surplus for the previous year, the Bayanihan Grant, and the proceeds of the DBP Loan for the City Annex Building Project. Six (6) of the supplemental budgets cover realignments and/or reversion of funds.

In terms of budget performance, the breakdown of budget appropriations for 2020 for both the general fund and economic enterprises showed maintenance and other operating expenditures (MOOE), accounting for the largest share at 47.39%. This is followed by personnel services at 26.73%, development fund and aid to barangays at 13.73%, capital outlay at 7.99%, and disaster risk reduction and management (DRRM) fund at 4.16%.

Personnel Services (PS) Expenditure. The actual obligations under the General Fund for Personnel Services (PS) in 2020 totaled **P280,760,127.10**. This increased by 9.74% from the 2019 PS expenditures of P255,838,613.67. In the preceding period the PS expenditure increase was a mere 2.87% in 2018 of P248,701,546.73.

This **PS expenditure** represents **36.41%** of the city's regular income in the next preceding year and is way below the 45% budget cap for the city which is computed at P347,018,693.77 for 2020.

2.0 SOCIAL DEVELOPMENT

2.1 EDUCATION AND MANPOWER DEVELOPMENT

In 2020, the COVID-19 health crisis took its toll and severity on the entire educational system barring the conventional face-to-face classroom instruction and suspending a multitude of education-related activities, deflecting them into the virtual means of delivering basic education services. Self-learning modules then served as the impetus in the delivery of instruction which has gone from school to home, hence the coined “eskwela-hanan.” Despite the pandemic, the Schools Division of Surigao city, in all its 87 schools, 10 schools districts, three (3) functional divisions, and approximately 1,500 teaching, non-teaching, and teaching-related personnel, performed its duties and responsibilities organic to its mandate as the primary implementing arm of education in the city.

Table 2.1
Basic Education Performance

Key Performance Indicators	Target Outcome SY 2018-2019	Actual Results		Gain/ Gap	Remarks
		SY 2019-2020	SY 2020-2021		
Access					
Enrolment					
Kindergarten	2,038	2,475	2,549	74	Increase
Grades 1-6	22,580	19,594	19,127	-467	decrease
Year 7-10	8,760	8,926	9,198	272	Increase
Year 11-12	1,342	3,793	3,327	-466	decrease

Source: _____

	SY 2019-2020	SY 2018-2019	**SY 2019-2020		
Gross Enrolment Rate					
Kindergarten	100	108.74	87.59	-21.15	Decrease
Grades 1-6	100	105.29	106.31	1.02	Increase
Year 7-10	89.53	87.78	87.11	-.67	Decrease
Year 11-12	80.78	79.20	77.99	-1.21	decrease
Net Enrolment Rate					
Kindergarten	97.98	78.85	67.55	-11.30	decrease
Grades 1-6	100	97.88	100.50	2.62	increase
Year 7-10	57.54	72.29	70.85	-1.44	decrease
Year 11-12	55.15	55.04	49.57	-5.47	decrease
Net Intake Rate					

Kindergarten	75.18	73.71	No available data		
Transition Rate					
Grade 6 to year 7	100	76.37	63.59	-12.78	decrease
Year 10 to year 11	76.35	120.28	75.82	-44.46	decrease
Quality					
Cohort Survival Rate					
Grade 1-6	89.91	98.79	91.15	-7.64	Decrease
Year 7-10	90.50	89.90	88.22	-1.68	Decrease
Completion Rate					
Grade 1-6	79.11	98.79	89.28	-9.51	Decrease
Year 7-10	89.79	89.90	85.31	-4.59	Decrease
Year 11-12	83.23	101.30	88.74	-12.56	decrease
Promotion Rate					
Grade 1-6	100	99.81	100.01	0.20	Increase
Year 7-10	100	100.67	97.82	-2.85	decrease
Year 11-12	100	94.61	95.78	1.17	increase
Repetition Rate					
Grade 1-6	0	0.77	0.78	0.01	Increase
Year 7-10	0	1.46	1.68	0.22	Increase
Year 11-12	0	0.04	0.49	0.45	Increase
Dropout Rate					
Grade 1-6	0	0.11	0.34	0.23	Increase
Year 7-10	0	0.14	0.89	0.75	Increase

Source: City DepEd

Table 2.1 above presents the key performance indicators (KPIs) in the education sector specifically in the schools division of Surigao City for school years 2019-2020 and 2020-2021 and school years 2018-2019 and 2019-2020 for enrolment and all other KPIs, respectively, with inclusion of target KPIs for the preceding year as baseline data for the review.

The only quantifiable KPI during the period of COVID-19 is that of enrolment. All other KPIs are that of the pre-COVID-19 period. As for the enrolment during the COVID-19 period, there was an increase in enrolment in kindergarten and junior high school when two school years were compared and vis-à-vis the target enrolment for the school year immediately preceding said school years. However, a decrease in enrolment is seen in the elementary and senior high school with such decrease attributed to transfer of residence or school attended to and unwillingness of learners to attend school or parents to send their children to school due to the fear of contracting the COVID-19 virus. The KPIs

prior to COVID-19 period show increase in gross enrolment rate, net enrolment rate, and promotion rate in the elementary. A decrease in all other KPIs is seen in all levels except in the KPIs on repetition rate and dropout rate where an increase is seen. An increase in the said two KPIs has negative implication which the schools division has to address in order to mitigate, if not eliminate, their adverse consequences to learners and the educational system in general. To address this, schools as well as schools division teaching-related personnel employed interventions particularly in the form of school, district, and application projects aimed at addressing key priority areas.

With the COVID-19 straining the school system disabling face-to-face and group instruction, the Department of Education, after results of surveys conducted which showed a majority of learners as well as their parents preferring the modular approach in education for school year 2020-2021, shifted into the utilization of self-learning modules (SLMs), study materials that provide lessons and activities to learners. These learning modules and other alternative learning delivery modalities were in response to the situations and resources of learners during the COVID-19 situation.

The self-learning modules were central office-, region-, and division-initiated. The schools division created development and quality assurance teams tasked to ensure the quality of these SLMs through the series of quality assurance activities conducted.

Table 2.2
Required Number of Teachers

Level	Enrolment	Total number of teachers required	Actual number of teachers	shortage
Elementary	21,676	654	823	-
Junior High School	9,198	360	341	19
Senior High School	3,327	147	129	18

Source: City DepEd

Table 2.3
Required Number of Classrooms

Level	Enrolment	Total number of classrooms reqd	Actual number of classrooms	shortage
Elementary	21,676	542	636	95
Junior High School	9,198	230	283	14
Senior High School	3,327	83	188	-

Source: City DepEd

Table 2.4
Required Number of Furniture

Level	Enrolment	Total number of furniture reqd	Actual number of furniture	shortage
Elementary	21,676	21,676	21,104	575
Junior High School	9,198	9,198	8,926	272
Senior High School	3,327	3,327	5,210	-

Source: _____

The division reported a shortage of 95 classrooms in the elementary level and 14 in the junior high level. Such was based on the number of classes in each level, which in turn, was based on the reported enrolment. As to furniture, there was a shortage of 575 and 272 respectively for the elementary and junior high levels.

Table 2.5
Classrooms/School Building Constructed, CY 2020

Type	School	Details
New construction (QRF), DepEd Implemented	Day-asan ES	1 storey, 3 classrooms
	RC Ouano ES	1 storey, 2 classrooms
New Construction, DepEd Funds (DPWH Implemented)	Surigao City Pilot School	4 storey, 12 classrooms
	Vicente Cabilao ES	1 storey, 2 classrooms

Source: City DepEd

19 additional classrooms were constructed during the year to address the shortage of classrooms in the elementary level. Furthermore, the newly-completed 2-storey 6-classroom building in Bonifacio Elementary School, which was funded under the Grant Assistance for Grassroots Human Security Projects of the Embassy of Japan was formally turned over to the City Division Office. Representatives from the Embassy personally graced the said event.



Turn-over Ceremony of Two-Storey 6 – Classroom building at Cantiasay Elementary School (DepEd funded, DPWH implemented)



Turn-over Ceremony and Inauguration of the 2-storey 6-classroom building at Bonifacio ES funded under the Grant Assistance for Grassroots Human Security Projects of the Embassy of Japan



Project 3KM Showcase of Talents 2020

Major Awards and Recognition:

Award	Awardee
Champion National Population Quiz February 2020 Tuguegarao City	Jomari Castones Caraga Regional Science High School Coach: Marife Curada District III
First Place Science Quiz Bee (Grade 6) Category B National Children's Science Congress February 1-4, 2020 La Vista, Pansol, Calamba Laguna	Johann Chase Eltagon Surigao City Pilot School Coach: Aicel K. Ibarra
First Place Extemporaneous Speaking National Children's Science Congress February 1-4, 2020 La Vista, Pansol, Calamba Laguna	Johann Chase Eltagon Surigao City Pilot School Coach: Joriza G. Mejong
First Place Science Journalism National Children's Science Congress February 1-4, 2020 La Vista, Pansol, Calamba Laguna	Zed Benedict L. Beloy Surigao City Pilot School Coach : Aicel K. Ibarra
First Place Odyssey of the Mind National Children's Science Congress February 1-4, 2020 La Vista, Pansol, Calamba Laguna	Zed Benedict L. Beloy Surigao City Pilot School Coach : Joriza G. Mejong
Third Place National Schools Press Conference February 2020 Tuguegarao City	Ken Bien Mar Caballes, et al. Caraga Regional Science High School Coach: Fe Bonono
Champion Action Research 17th National Science Quest February 7-9, 2020 Teachers Camp, Baguio City	Hazel A. Tamonan, EdD
Champion Science Investigatory Project and Science Action Research National Children's Science Congress February 1- 4, 2020 La Vista, Pansol, Calamba, Laguna	Aicel K. Ibarra, Pretzel R. Cui, Joriza G. Mejong, Heidi L. Dihayco
2nd Place Comic Making Contest 2020 ASEAN-DRMM Youth in Climate Action and Disaster Resilience Day	Winston Dela Paz
Outstanding Learner Regional Outstanding Learners Regional Search for Outstanding Learners July 29, 2020 Drug Abuse Prevention Advocacy Rizal National High School	Jirc Nadia S. Bargado
SCHOOL CATEGORY	
3rd Place Regional Search for Best Brigada School Implementer 2019	Surigao City National High School
Bronze Awardee Regional Search for Best Barkada Kontra Droga Program Implementer 2019	Surigao City National High School

Source: City DepEd



In 2020, the City Government allotted a total of P33.217 million from the Special Education Fund (SEF), including the unexpended balance of P13.475 million in 2019, to support the education services in the city including the payment of honorarium of 31 school board teachers, 43 non-teaching staff and 10 Child Development Workers. Part of the SEF was also utilized for the procurement of supplies and equipment in line with the reproduction of self learning modules for the learners in the division. The total SEF income in 2020 increased by 3% as compared to the total SEF appropriation of P45.313 million in the previous year.

As year-end benefits, an additional honorarium of P11,000.00 to all Schoolboard teachers and non-teaching staff was granted. Of the total allocation, P21.797 million was expended and P7.75 million was the unexpended allotment leaving a surplus balance of P17.145 million at the end of the year.

Table 2.6
SEF Income, Expenditures and Surplus

	2018	2019	2020
Beginning Balance	8,755,572.73	9,690,876.46	13,475,077.16
Income	27,656,796.68	35,620,229.33	33,217,669.93
Total	36,414,387.41	45,313,124.79	46,692,747.09
Expenditures	19,172,756.40	28,726,625.25	21,797,146.84
Unexpended Allotment	7,548,736.55	3,109,403.38	7,750,212.00
SURPLUS BALANCE	9,690,876.46	13,475,077.16	17,145,388.25

Source: City Accounting Office

Table 2.7
SEF Disbursements by Expense Class CY2020

Personal Services	2020
Honoraria of school board teachers and Child Development Teachers	3,036,282.00
Wages of non-teaching staff	1,981,599.81
Year-end benefits of LSB teaching and non-teaching staff	754,000.00
Sub-total	5,771,881.81
MOOE	
Office Supplies Expense	1,883,400.00
Medical, Dental and Laboratory Supplies	0
Fuel, Oil and Lubricants Expense	250,795.00
Other supplies and Materials	49,500.00
Other Maintenance and Operating Expenses	180,042.71
Sub-total	2,363,737.71
Capital Outlay-Equipment	
Office Equipment	3,095,545.00

Information and Communication Technology	0
Furniture and Fixture	0
Construction /Rehabilitation/Repair of schoolbuildings	1,999,015.00
Sub-total	5,094,560.00
Special Purpose Appropriations	
Promotion of Physical Education	4,929,493.86
Alternative Learning System (ALS)	1,312,249.01
Training of athletes for Regional Meet	1,525,224.45
Promotion of Physical Education and School Sports	800,000.00
Sub-total	8,566,967.32
TOTAL	21,797,146.84

Source: City DepEd



Preparation of Self-Learning Modules for the learners

In the area of technical-vocational education, the City Government sustained its Livelihood Training and Productivity Program through the operation of the Livelihood Training and Productivity Center (LTPC) in Barangay Luna. In 2020, the LTPC reported a revenue collection of P192,550.00, an 82% decline from the previous year's P1.086 million. Such drastic decline was attributed to the scholarship program implemented by the Technical Education and Skills Development Authority (TESDA) which was free of fees. The decrease was further aggravated by the Covid-19 pandemic, which greatly affected the activities of the training center, including the rent of its function room.

Furthermore, with the implementation of the Universal Access to Quality Tertiary Education Act of UAQTEA and the TWSP-Bayanihan 2, the TESDA allocated over P1.450 million in funds to the LTPC as follows:

Table 2.8
Scholarship Funds from TESDA

Modality	Qualification Title	Amount
TWSP-Bayanihan	Cookery NC II	420,020.00
TWSP-Bayanihan	Dressmaking NC II	277,270.00
TWSP-Bayanihan	Electrical Installation & Maint. NC II	287,895.00
UAQTEA	Heavy Equipment Operation (HEO) - (Rigid On High Way Dump Truck) NC II	467,216.00
	Total	1,452,401.00

Source: LTPC

105 trainees were able to graduate from the regular short term technical – vocational courses at the LTPC and another 80 from the scholarships under the TESDA during the year.

Table 2.9
Total Enrolment & Graduates CY2020

Enrolment				Graduates			Assessed			Certified		
	M	F	Total	M	F	Total	M	F	Total	M	F	Total
Regular Trainings	32	73	105	32	73	105	No assessment					
UAQTEA Scholars	20	0	20	20	0	20	Waiting for assessment					
TWSP Scholars	28	32	60	On-going								
Total	80	105	185	52	73	105						

Source: LTPC

The conduct of the trainings was suspended in March 2020 due to the pandemic and was resumed in the later part of the year.



Training in Heavy Equipment Operation (Rigid) On Highway Dump Truck NC II
Funded by TESDA's Universal Access To Quality Tertiary Education Act or the Free Education Act



Training in Cookery NC II funded under
TESDA's Training for Work Special Program
(TWSP) – *Bayanihan 2*



Training in Electrical Installation and Maintenance NC II funded under TESDA's Training for Work Special Program (TWSP) – Bayanihan 2



Training in Dressmaking NC II to TESDA Scholars under the Training for Work Scholarship Program – Bayanihan 2



Training Induction Program to UAQTEA scholars in Heavy Equipment Operation(Rigid) On Highway Dump Truck NC II

Conduct of Orientation in "Practicing Covid 19 Preventive Measures in the Workplace" to TESDA Scholars



As reported by TESDA, there were eight (8) TVET providers in the city:

Category	NAME AND ADDRESS OF INSTITUTION
Private TVI	1. C Hilot Wellness Massage Inc. Km. 3m Surigao City
	2. Saint Paul University Surigao National Highway Surigao City
	3. Surigao Doctor's College City Arcade Building, Surigao City
	4. Surigao Education Center Km. 1, National Highway, Surigao City
Public TVI	5. Surigao State College of Technology Narciso Street, Surigao City
Farm School	6. JB Nature's Farm Barangay Sukailang, Surigao City
LGU Training Center	7. Livelihood Training and Productivity Center Km. 3 National Highway, Surigao City
TESDA school/Training Center	8. Provincial Training Center Surigao del Norte (PTC-SDN) Capitol road, Surigao City

The following Technical Vocational Institutions (TVI) offered a 3-year Diploma Program:

NAME OF TVI	COURSE
Surigao Doctors College, Inc. (SDC)	Diploma in Information Technology Diploma in Hospitality Management
Surigao Education Center, Inc. (SEC)	Diploma in Information Technology Diploma in Health Services Technology Diploma in Civil Engineering Technology Diploma in Electrical Engineering Technology Diploma in Mechanical Engineering Technology Diploma in Electronics Engineering Technology
Saint Paul University Surigao (SPUS)	Diploma in Information Technology Diploma in Hotel and Restaurant Technology Diploma in Health Services Technology

The scholarship programs offered by the TESDA to city-based TVIs during the year amounted to almost P30.0million:

Table 2.10
TESDA SCHOLARSHIP PROGRAM CY2020

TWSP-CO	QUALIFICATIONS	SLOTS	AMOUNT
PTC-SDN	Electrical Installation Maintenance NC II	103	1,186,126.00
	Electronic Products Assembly NC II	21	294,436.80
	Shielded Metal Arc Welding NC II	20	374,316.00
	Plumbing NC II	20	273,716.00
	Shielded Metal Arc Welding NC I	49	897,474.20
TOTAL		213	3,026,069.00
TWSP Bayanihan			
JB Nature Farm	Organic Agriculture Production NC II	25	406,020.00
LTPC	Electrical Installation and Maintenance NC II	25	287,895.00
	Cookery NC II	25	420,020.00
	Dressmaking NC II	25	277,270.00
TOTAL		100	1,391,205.00
TWSP-PRLEC			
PTC-SDN	Electrical Installation and Maintenance NC II	20	230,316.00
	Driving NC II	20	155,016.00
	Shielded Metal Arc Welding (SMAW) NC I	12	219,789.60
TOTAL		52	605,121.60
STEP			
PTC-SDN	Electrical Installation and Maintenance NC II	16	204,732.80
	Shielded Metal Arc Welding NC I	20	391,916.00
TOTAL		36	596,648.80
STEP-VETTED			
PTC-SDN	Shielded Metal Arc Welding NC I	75	1,469,685.00
TOTAL		75	1,469,685.00
UAQTEA S/B			
PTC-SDN	Driving NC II	47	766,137.60
	Electronics Products Assembly and Servicing NC II	25	613,770.00
	HEO (ROH) Dump Truck) NC II	20	467,216.00
	Agricultural Crops Production NC I	20	561,016.00
	Shielded Metal Arc Welding NC I	20	573,116.00
	Shielded Metal Arc Welding NC II	40	1,122,632.20
Livelihood Training and	HEO (Rigid On-Highway) Dump Truck NC II	20	467,216.00

Productivity Center			
TOTAL		192	4,571,103.80
UAQTEA-DIPLOMA			
Surigao Doctor's College	Diploma in Hospitality Management Technology	10	610,000.00
	Diploma in Information Technology	9	549,000.00
Surigao Education Center	Diploma in Civil Engineering Technology	25	1,525,000.00
	Diploma in Electrical Engineering Technology	25	1,525,000.00
	Diploma in Mechanical Engineering Technology	25	1,525,000.00
	Diploma in Electronics Engineering Technology	25	1,525,000.00
	Diploma in Information Technology	25	1,525,000.00
St. Paul University Surigao	Diploma Program in Hotel & Restaurant Technology	12	732,000.00
	Diploma in Information Technology	7	427,000.00
	Diploma in Health and Social Services Technology	130	7,930,000.00
	TOTAL	293	17,873,000.00
OVERALL TOTAL		961	29,532,833.20

Source: TESDA-SDN

2.2 HEALTH AND NUTRITION SERVICES

Table 2.11
VITAL HEALTH INDICES
2016-2020

INDEX	2016	2017	2018	2019	2020
Crude Birth Rate*	17.34	16.59	17.38	17.04	15.36
Crude Death Rate*	6.27	5.77	5.15	5.48	5.67
Neo-natal MR**	7.78	12.37	5.28	3.2	6.20
Infant Mortality Rate**	12.60	16.50	8.09	6.75	10.47
Under five MR**	16.68	18.75	8.80	9.24	15.12
Still birth rate**	2.97	2.99	1.06	0.71	0.39
Maternal MR**	1.85	2.25	1.06	1.78	-

Source: CHO Annual Reports

* per 1,000 population

** per 1,000 live births

In 2020, the City of Surigao registered a Crude Birth Rate (CBR) of 15.36 with 2,580 live Births (1,341 male; 1,239 female). This reflected a decrease of almost two (2) percentage points from the 2019 CBR of 17. With 2,813 live births. The CBR means that for every 1,000 population, there were 15 newborns during the year. The Crude Death Rate (CDR), on the other hand, increased slightly from 5.15 in 2018 with 842 deaths to 5.48 in 2019 with 905 deaths, thence to 5.67 in 2020 with 952 deaths (555 males and 397 females).

The top 10 leading causes of mortality are Cardiovascular Diseases, Cancer all Types, Cerebrovascular Accident/Stroke, Myocardial Infarction, Pneumonia, Respiratory Failure, Cardiomyopathy, Septic Shock, Vascular Disease, Old Age and Heart Diseases.

Table 2.12

The table below shows the trend of leading causes of mortality for 2019 vs. 2020.

Causes	2020				Causes	2019			
	M	F	Both	Rate		M	F	Both	Rate
1. Cardiovascular Disease	41	34	75	0.45	1. Cardiovascular Disease	94	75	169	1.02
2. Cancer (All Types)	35	39	74	0.44	2. Multiorgan Failure	38	30	68	0.41
3. Cerebrovascular Accident/Stroke	32	23	55	0.33	3. Cancer all Types	35	31	66	0.40
4. Myocardial Infarction	36	13	49	0.29	4. Myocardial Infarction	36	31	67	0.41
5. Pneumonia	31	17	48	0.29	5. End Stage Renal Failure	22	13	35	0.21
6. Respiratory Failure	25	14	39	0.23	6. Septicemia	10	8	18	0.10
7. Cardiomyopathy	19	15	34	0.20	7. Accidents	11	2	13	0.79
8. Septic Shock	21	11	32	0.19	8. Pulmonary Tuberculosis	12	11	23	0.14

9. Vascular Disease	19	12	31	0.18	9. Pneumonia	16	5	21	0.13
10. Old Age Heart Diseases	14 16	16 14	30 30	0.18 0.18	10. Diabetes Mellitus	1	6	7	0.04

Source: CHO Report

The top common diseases consulted at the health centers including hospitals are Acute Respiratory Infection (ARI) for 5 and above, skin disease, ARI below 5, Wound all types, Urinary Tract Infection, Fever, Punctured Wound, Cough and Colds, Hypertension and Pain All Types.

Table 2.13

The table below shows the trend for leading causes of morbidity for 2019 vs. 2020

Causes	2019				Causes	2020			
	M	F	Both	Rate		M	F	Both	Rate
1. Upper Respiratory Tract Infection	348	368	706	4.28	1. ARI for 5 and above	522	633	1155	6.88
2. Animal Bites Seen	1166	821	1987	12.04	2. Skin Disease	375	377	752	4.48
3. Cough And Colds	1518	1590	3108	18.83	3. ARI below 5	391	343	734	4.37
4. Skin Diseases	387	369	756	4.58	4. Wound All types	481	249	730	4.35
5. Urinary Tract Infection	246	601	847	5.13	5. Urinary Tract Infection	263	457	720	4.29
6. Wounds All Types	343	205	548	3.32	6. Fever	218	242	460	2.74
7. Hypertension	179	245	424	2.57	7. Punctured Wound	267	172	439	2.61
8. Dengue Fever	597	510	1107	6.71	8. Cough And Colds	213	213	426	2.54
9. Pneumonia	83	80	163	0.99	9. Hypertension	141	205	346	2.06
10. Diarrhea	84	111	195	1.18	10. Pain All Types	34	129	163	0.97

Source: CHO Report

The Neo-Natal Mortality Rate (or the probability of dying during the first 28 days of life, expressed per 1,000 live births) increased from 3.20 with nine (9) deaths in 2019 to 6.20 with 16 deaths in 2020. The most prevalent causes of neonatal deaths were Neonatal Sepsis, Asphyxia and Intrauterine Fetal Death (IUFD).

Table 2.14

Neonatal Mortality Rate, CY2019-2020

2019				2020			
M	F	Both	Rate	M	F	Both	Rate
7	2	9	3.20	6	10	16	6.20

Source: CHO Report

The Infant Mortality Rate (or the probability of dying between birth and exactly 1 year of age, expressed per 1,000 live births) showed a negative trend since it increased from 6.75 with 19 deaths in 2019 to 10.47 with 27 deaths in 2020.

While the Maternal and Child Health Care Program was given priority in Barangay Health Centers (BHC), some mothers did not seek early prenatal consultation in health centers or health facilities. The City Health Office intensified its promotion campaign and advocacy for expectant mothers to deliver only in health facilities like hospitals and birthing homes to ensure safe deliveries. Regular follow-ups were conducted using pregnancy tracking thru cellphones.

Table 2.15
Infant Mortality Rate

Surigao City	2019				2020			
	M	F	Both	Rate	M	F	Both	Rate
	15	4	19	6.75	11	16	27	10.47

Source: CHO Report

The leading Causes of infant mortality are Neonatal Sepsis, Asphyxia and IUFD.

Similarly, the Underfive mortality Rate also demonstrated an increasing trend from 8.80 with 25 deaths in 2018 to 9.24 in 2019 with 26 deaths thence 15.12 with 39 deaths in 2020. The most common causes are Neonatal Sepsis, Sepsis, IUFD, Pneumonia and Asphyxia.

Table 2.16
Under five Mortality Rate

Surigao City	2019				2020			
	M	F	Both	Rate	M	F	Both	Rate
	15	11	26	9.24	17	22	39	15.12

Per 1, 000 Livebirth

Source: CHO Report

One (1) stillbirth was registered during the year, which was equivalent to a ratio of 0.31 per one thousand livebirths.

Table 2.17
Stillbirth Cases

Surigao City	2019				2020			
	M	F	Both	Rate	M	F	Both	Rate
	1	1	2	0.71	1	0	1	0.39

Per 1, 000 Livebirth

Source: CHO Report

The Maternal Mortality Rate (MMR) in 2020 was down to 0. While there were four (4) Maternal Deaths reported during the year, these were not counted in the statistics since these were considered as indirect obstetric deaths (or indirect maternal deaths) or those maternal deaths resulting from previous existing disease or disease that developed during pregnancy and not due to direct obstetric causes.

Table 2.18
Maternal Mortality Rate CY 2018-2019

Surigao City	2019		2020	
	No.	Rate	No.	Rate
	5	1.78	0	0

Per 1,000 Livebirth

Source: CHO Report

MATERNAL HEALTH

Due to the restrictions imposed during the year, the number of pregnant women with four (4) or more prenatal visits decreased slightly from 70% of the targeted number of pregnant women in 2019 to 66% in 2020. The minimum of four (4) pre-natal consultations (at least 1 visit during the first 3 months; at least 1 visit during the 4th to 6th months; and at least two (2) visits during the 7th to 9th months) is in accordance with the World Health Organization (WHO) and Department of Health (DOH) guidelines.

Similarly, the Tetanus Diphtheria Vaccine (Td22+) coverage also decreased from 52% to 43%. Vaccination with TT/Td protects the mothers from maternal tetanus during pregnancy and delivery. Newborn babies and young infants born to mothers with anti-tetanus antibodies are also protected against tetanus by acquired maternal antibody.

The number of pregnant women given complete Iron with Folic Acid reduced from 2,449 in 2019 to 2,137 in 2020. Folic Acid is recommended for every pregnant woman to prevent maternal anaemia, puerperal sepsis, low birth weight, and even Hemorrhage during childbirth, which is a major cause of maternal mortality. However, due to the health emergency crisis brought about by the Covid-19 pandemic, the supply of Ferrous Sulfate with Folic Acid was limited to give way to more pressing Covid-19 responses.

During the year, the City Health Office sustained its campaign for 0 home delivery. Of the total 2,580 recorded deliveries in the city, 2,549 were delivered in a health facility and 2,552 were attended by a skilled health professional. This translates to an accomplishment of 98.8% and 98.9 respectively, which are above the DOH standard of 90%.



Consultative Meeting with nurses and midwives to address issues and concerns regarding Maternal Neonatal and Child Health

The following table shows the total number of facility-based deliveries covered under the four (4) health districts in the city.

Table 2.19
Comparative Number of Total Facility-based deliveries, per District
CY2017-2020

Health District	2017	2018	2019	2020
Luna District	703	662	575	584
San Juan District	427	589	414	380
Taft District	651	613	991	689
Washington District	850	942	808	896
TOTAL	2,631	2,806	2,788	2,549

Source: CHO Report

As shown in the tale below, the number of deliveries in the birthing facilities of the four (4) district health centers increased by 18%, from 490 in 2019 to 577 in 2020 with 303 male deliveries and 274 female deliveries. The number of PhilHealth members constituted 57% of the total number of deliveries during the year.

Table 2.20
NUMBER OF DELIVERIES BY BIRTHING HOME FACILITY
2019-2020

DISTRICT	2019					2020				
	Deliveries			PHILHEALTH		Deliveries			PHILHEALTH	
	Target	No.	%	Mem-ber	Non Memb-er	M	F	T	Member	Non Member
Luna District	588	63	11%	36	27	7	2	9	0	9
San Juan District	414	264	64%	56	208	87	71	158	92	66
Taft District	999	92	9%	50	42	169	173	342	227	114
Washington District	812	71	9%	70	1	40	28	68	9	59
SURIGAO CITY	2,813	490	17%	212	278	303	274	577	329	248

Source: CHO Report

The birthing facility of Taft District Health Office registered the highest number of deliveries in 2020 with 342 followed by San Juan District Health Office with 158. Washington District and Luna District posted 68 and nine (9) deliveries respectively during the year.

The City Health Office conducted consultative meetings with nurses and midwives to address issues and concerns relating to Maternal Neonatal and Child Health and Nutrition (MNCHN) Program, particularly to attain the major goal of reducing maternal and neonatal mortalities.

The World Health Organization (WHO) and Department of Health (DOH) guidelines provide that postpartum (PP) mothers should have at least two (2) PP visits, the first within 24 hours after delivery and the 2nd within a week after delivery. Based on the computed target population, the

number of PP mothers with at least two (2) visits in 2020 increased to 69.52% from 66% in 2019. Home visits to post partum (PP) mothers were conducted by health personnel and barangay health workers to strengthen awareness on the importance of PP clinic check-up within one (1) week after delivery until six (6) weeks. The number of PP women who completed their Iron with Folic Acid supplementation decreased from 2,588 in the previous year to 2,210.

Table 2.21
Postpartum Women Who Completed Iron with Folic Acid Supplementation
2019-2020

DISTRICT	2019			2020		
	Target	No.	%	Target	No.	%
Luna District	752	588	78	764	592	77.48
San Juan District	577	412	71	577	309	53.55
Taft District	931	478	51	948	591	62.34
Washington District	1,061	1,032	97	1,079	718	66.54
NGOs	3,311	70	2	3,369	-	-
SURIGAO CITY	3,311	2,580	78	3,369	2,210	65.59

Source: CHO Report

The Contraceptive Prevalence Rate (or the proportion of currently married women in the reproductive ages of 15-49 years reporting current use of any contraceptive method) increased from 57% to 62%, which is already nearing the national target of 65%.

CHILD HEALTH

Fully Immunized Children (FIC) is defined as infants who received one dose of BCG (Bacillus (or Bacille Calmette-Guerin), three doses each of OPV (Oral polio vaccine), DPT (diphtheria, pertussis (whooping cough) and tetanus, and Hepatitis B vaccines, and one dose of measles vaccine before reaching one year. In 2020, due to the threat of the Covid-19 which affected some of the health personnel and caused the lock down of some barangay health centers, the percentage of Fully Immunized Children (FIC) decreased from 88% to 76%.

In line with the **“Sabayang Patak Kontra Polio”** campaign, the City Health Office, together with the four (4) health districts of San Juan, Washington, Taft and Luna, conducted the vaccination of children aged 0-59 Months. The campaign was scheduled for two (2) rounds with the first round undertaken on February 17-March 2, 2020 and the second round on July 20-August 2, 2020. Despite the challenges posed by the Covid-19 Pandemic, the activity was conducted through door to door immunization and posting of fixed post stations. A total of 17,612 children out of the eligible target of 18,031 were immunized in the first round and 17,928 children in the second round translating to an accomplishment of 97.68%. and **99.43%, respectively.**



**Conduct of door to door immunization to
children aged 0-59 months**



Launching of the “Sabayang Patak Kontra Polio” campaign

Table 2.22

POLIO OUTBREAK RESPONSE IMMUNIZATION (PORI) ACCOMPLISHMENT 2020 BY DISTRICT					
bOPV2	TOTAL NO. OF ELIGIBLE CHILDREN	NUMBER OF CHILDREN IMMUNIZED			
	0-59 Months	0 – 11 mos.	12-59 mos.	Grand Total	Percentage
First round	18,031	3,294	14,321	17,612	97.68%
Second round	18,031	3,126	14,802	17,928	99.43%

Source: CHO Report

The measles-Rubella Supplemental Immunization Activity (MRSIA) was formally launched in October 2020 throughout Mindanao. Despite the concern over the safety of health personnel, the activity was pushed through but with adherence to health protocols, in order to serve the eligible children who were vulnerable to the disease. 91.99% of the eligible children were given the vaccine that would help fight against Measles Rubella and prevent future outbreaks of this disease.

Under the Nutrition Program, the operation timbang coverage or full weighing of 0–59-month-old pre-school children decreased from 83.5% in 2019 to 79.2% in 2020.

The percentage of children with normal weight for age during the year was recorded at 90.2%, a decrease from the previous year’s 92%. The prevalence rate of underweight (UW) children increased from 4.7% in 2019 to 5.6% in 2020. Similarly, the prevalence of severely underweight children also increased from 1.1 to 2.4%. This is the highest rate recorded from 2015-2020.

The percentage of children with normal height/length for age decreased from 83.3% to 80.1% while the percentage of severely stunted pre-school children was also at its highest at 6.3% since 2015. The number of severely stunted children increased from 543 in 2019 to 893 in 2020.

The percentage of children with normal weight for length/height also decreased slightly from 90% in 2019 to 89.4% while the percentage of severely wasted was at 1.5%, the same figure as the previous year.

The DOH has included the Oral Health program into the Garantisadong Pambata to support several health programs in order to lessen childhood illnesses and deaths by promoting positive child

care behaviors. In 2020, Basic Oral Health Care (BOHC) services were extended to infants, children, adolescents, adults, pregnant women and the elderly, as detailed in the table below:

Table 2.23

BASIC ORAL HEALTH CARE, BY AGE GROUP

	Eligible pop.	Male	Female	Total	%
Infants 0-11 months	993	1,167	1,102	2,269	228
Infants 1-4 years old	4,416	1,303	1,214	2,517	57
Children 5-9 years	5,377	705	744	1,449	27
Adolescents 10-14 years	5,478	324	273	597	11
Adolescents 15-19 years	5,222	211	216	427	8
Adults 20-59 years	23,893	431	483	914	4
Senior citizens 60 yrs & above	4,132	113	134	247	6
Pregnant women	3,310		1,395	1,395	42

Source: CHO Report

In partnership with Philippine Dental Association Surigao Del Norte Chapter, the City Government, through the City Health Office, conducted various dental activities such as dental education, toothbrush distribution, toothbrushing drill, fluoride varnish application and Extraction in several barangay., This was part of the activities in celebration of the city's golden year charter anniversary.



Extraction in Brgy. Mat-I (above) and toothbrushing drill in Brgy. Nabago



Tooth extraction and prescription for emergency case at City Health Office



Dental Education for pregnant women at Taft district health Center

NON-COMMUNICABLE DISEASE PREVENTION AND CONTROL

A non-communicable disease (NCD) is a medical condition or disease that is not caused by infectious agents (non-infectious or non-transmissible). NCDs can refer to chronic diseases which last for long periods of time and progress slowly. NCDs particularly, heart diseases and Cancer proved to be the consistent leading causes of mortality and morbidity in the city for several years already.

Table 2.24
NUMBER OF BLOOD DONORS, BY HEALTH DISTRICT

District	Population	Target	Accomplishment	%
Washington	53,767	539	630	117%
Taft	47,239	471	289	61%
San Juan	28,735	284	329	116%
Luna	38,078	377	491	130%
		1,671	1,739	104%

Source: CHO Report

1,739 Blood donors participated in the National Voluntary Blood Services Program organized by the City Health Office during the year. The blood donation drive is a program of the City government in partnership with the Caraga Blood Bank to ensure available blood supply in case of emergencies.

A total of 174 clients in 11 different barangays availed of the vision screening for Cataract, Pterygium and Errors of Refractions (EOR). Cases were referred to the City Health Office for medication. Moreover, five (5) wheelchairs were distributed during the year to Persons with Disability, three (3) of which were from the Department of Health and the remaining two (2) from the Rotary Club.

COMMUNICABLE DISEASE PREVENTION AND CONTROL

Table 2.25
TUBERCULOSIS (TB)

Particulars	CY2020	CY2019	CY 2018	CY2017	CY2016	Target
TB Case Detection Rate (all forms of TB)	58%	97%	45%	52.30%	95%	90%
TB Cure Rate	61%	61%	58%	67%	92%	92%
TB Treatment Success Rate	86%	88%	87%	89%	92%	92%

Source: CHO Annual Reports

The significant increase in TB case detection rate from 45% in 2018 to 97% in 2019 was attributed to the integration of cases from private and public hospitals in 2019. However, in 2020, no active case finding was conducted due to the threat of Covid-19. The TB cure and success rates continued to fall short of the national target of 92% due to high incidence of defaulters.

STI, HIV and AIDS

Table 2.26
Voluntary Counseling and Testing
2016- 2019

No. of patients who underwent Pre-test Counseling , HIV Testing and post-test counseling				Clients Reactive - for HIV			
CY2017	CY2018	CY2019	CY2020	CY2017	CY2018	CY2019	CY2020
528	778	835	265	10	4	4	1

Source: CHO Annual Report

The table above shows that clients who underwent HIV Testing and Counseling in 2020 decreased by 68% as compared to the previous year. This was due to the suspension of Social Hygiene clinic operations in response to the pandemic. No consultations and mobile HIV testing were conducted. The STI cases and HIV testing recorded were mostly walk-in clients.

FILARIASIS

The Filariasis Elimination Program aims to reduce the prevalence of Filariasis to less than 1%. The Program adopts an integrated approach by implementing a mass treatment scheme along with other parasitic control programs such as the Soil-transmitted Helminthiasis and Schistosomiasis Control Programs. During the year, no surveillance activities (nocturnal blood examination) was conducted due to the Covid-19 local transmission.

However, Surigao City has been declared “Filariasis Free” due to the conduct of a combined mass drug administration for Filariasis and Soil-Transmitted Helminthiasis



An awareness campaign conducted during the early part of the year in Barangay Balibayon during its Kabataan Youth Assembly.

SOIL TRANSMITTED HELMINTHIASIS PROGRAM

A Mass Drug Administration/Deworming was conducted in the 54 barangays of the city with a target group of 1-19 years old.

Table 2.27
TOTAL DEWORMED

Age group	Sex	No. Dewormed
1-4 years old	Male	3,016
	Female	2,928
	Subtotal	5,944
5-9 years old	Male	5,627
	Female	5,648
	Subtotal	11,275
10-19 years old	Male	9,105

	Female	8,126
	Subtotal	17,239
Total Dewormed		34,450

Source: CHO Report

MALARIA

Surigao City remained a “Malaria Free Area”. While blood smearing was not conducted during the year, campaigns were still held on the use of mosquito nets, environmental sanitation and removal of mosquito breeding sites. There was also weekly reporting of notifiable diseases in the barangay and hospitals.



Combined Mass Drug Administration for Filariasis and Soil-Transmitted Helminthiasis

RABIES

The number of animal bite cases seen/consulted at Animal Bite Treatment Center decreased by 7% from 2,212 in 2019 to 2,064 in 2020. As in the previous years, a big percentage of the bite cases (97%) were made by dogs followed by cats (27%). 60% of the victims were males above the age of 15. 93% of the bite victims were given post exposure immunization, which was an increase of four (4) percentage points from the previous year. The supply of anti-rabies vaccines in the city continues to be a challenge.



Giving of Post-exposure Prophylaxis to an Animal Bite Patient

Table 2.28
Number of Human Rabies Suspect Cases Seen

Year	No. of Human Rabies Suspect Cases Seen
2017	1 (Brgy. Canlanipa)
2018	1 (Brgy. Mat-i, Sitio Hubasan – confirmed)
2019	1 (Brgy. Balibayon)
2020	1 (Brgy. Washington)

Source: CHO Report_

CORONAVIRUS DISEASE (COVID-19)

With the declaration of a Global Pandemic and a State of Public Health Emergency throughout the Philippines due to the Coronavirus Disease (COVID-19), the City Government, through the City Health Office, adopted the Prevention, Detection, Isolation, Treatment, and Reintegration Strategies as the cornerstone of the city's response in order to prevent further transmissions of the virus.

PREVENTION

- Implementation of the minimum public health standards (such as wearing of masks, physical distancing, alcohol use/handwashing)
 - Information dissemination
 - Requiring establishments to implement within their premises
- Regular disinfection of City Quarantine Facilities, Barangay Isolation Units, and health facilities
- Allocation and distribution of logistics to District Health Centers, Barangay Health Stations, Quarantine Facilities, Birthing Facilities, and partner agencies
 - Appropriate Protective Personal Equipment (PPE) for the front liners.
 - Supplies for alcohol use and disinfection
- Modified implementation of the Zoning Containment Strategy
 - Putting certain households or small area into quarantine when identified to be the area of residence of suspect, probable, or confirmed cases
- Implementation of appropriate community quarantine according to the city's status
 - Upgraded the community quarantine from Modified General Community Quarantine to Modified Enhanced Community Quarantine starting from the declaration of local transmission up to present
 - Continuous evaluation of data of COVID-19 status for the proper recommendation of community quarantine level
- Border control
 - Initially: health declaration card and temperature taking; screening of requirements
 - Travel pass, medical certificate, test results (RAT/RT-PCR)
 - Quarantine of all individuals arriving from outside Surigao Del Norte
 - Test positive at the City Quarantine Facility; Test negative at the Barangay Isolation Unit



First Meeting on the COVID-19 Threat (L); Training on the Proper Donning and Doffing of PPEs (R)



Border Control: Checking of Requirements upon entry (L); Decontamination of Public Utility Vehicles (R)

DETECTION

- Proactive Contact Tracing
 - Starting even from RAT positive, suspect, and probable cases to confirmed cases
 - Identification and quarantine of 1st level to 3rd level contacts
 - Forwarding of details to respective barangay healthcare workers for monitoring for development of symptoms
 - Prioritization of symptomatic close contacts for RT-PCR testing
- A number of new DILG-hired contact tracers
 - Assigned contact tracers at the barangay; Integration of QR code to aid in a more aggressive contact tracing
- Coordination of City Epidemiology and Surveillance Unit (CESU) with Hospital Surveillance
 - Surveillance of influenza like illness (ILI) and severe acute respiratory infections (SARI) cases at the community level
 - ILI and SARI cases are also advised for quarantine
- Monitoring of health status of individuals identified for quarantine (close contacts, Locally Stranded Individuals/Returning Overseas Filipino Workers, ILI, SARI)
- Production and submission of database and dashboard of Confirmed, Probable, and Suspect cases to the provincial and regional level
 - Public posting of the mentioned data
- Selective RT-PCR testing
 - Prioritization according to Department of Health criteria such as symptomatic with significant exposure (close contact/travel history)
 - Increase of RT-PCR slots for Surigao Del Norte Province from 10 per swabbing day to 150 per swabbing day

- Securing 20 slots per swabbing day for Surigao City



Orientation and Training of Contact Tracers



Assessment of Clients After Completion of Quarantine Period

ISOLATION

- City Quarantine Facility in Barangay Bonifacio received the Certification to Operate as a Temporary Treatment and Monitoring Facility (TTMF)
 - Priority occupants: Mildly symptomatic patients (suspect/probable/RAT positive) and confirmed cases (regardless if asymptomatic or with mild symptoms)
- Two (2) other city facilities (DPWH at Barangay Luna and Barangay Bonifacio Elementary School)
 - Usually catered to RAT positive patients, asymptomatic and those whose swab samples were taken and awaiting of results.

TREATMENT

- The City Quarantine Facility in Brgy. Bonifacio recently received the Certification to Operate as a Temporary Treatment and Monitoring Facility (TTMF)
 - CHO personnel are on duty for two (2) shifts
 - Monitoring of health status of patients
 - Refer health concerns of patients to on-call physician
 - Carry out treatment as instructed by the physician

- Usual medicines for mild COVID-related symptoms and usual maintenance medicines are available
- Established referral system with identified COVID-19 referral hospital (Caraga Regional Hospital)
- Private hospitals are also capable, though with limited bed capacity, to cater to COVID-19 patients.
- Introduction of CHD-Caraga to the One Hospital Command to aid in referring patients to hospitals

REINTEGRATION

- Clinical assessment of those under quarantine/isolation at home and at the city facilities by CHO physician before issuance of medical certificate and reintegration to community
- Coordination with hospitals on the extension of quarantine/isolation of their patients at the community level
- Continuous requirement of the minimum public health standards even to those who are tagged as recovered



Management of Covid-19 Quarantine Facilities (above and below)





Table 2.29
Inventory of COVID-19 Facilities

Area	Total No.	Name of Facility/Location
Quarantine Facilities	3	Bonifacio Quarantine Facility SSCT Building
		DPWH Evacuation Center
		ABC Building (For Healthcare Worker)
Barangay Isolation Units (BIUs)	91	Located in 54 Barangays (Covered Courts and Day Care Centers are being utilized)
Entry Points	3	Philippine Ports Authority (PPA)
		Lipata Ferry Terminal
		Brgy. Luna Checkpoint
COVID-19 Command Center	1	City Health Office - Conference Room
Community Kitchen	1	Bonifacio SSCT Building

Source: CHO Report

During the year, the Department of Public Works and Highways (DPWH) also rushed the construction of six (6) Covid facilities in Caraga region. One of these facilities was the community quarantine facility located in Barangay Cagniog, Surigao City, which had a budget allocation of P25.0M million.

This Covid facility served as an assistance extended by the DPWH in full support of President Duterte's "Hatid Tulong Program" (HTP) for the city government to better attend to the needs of locally stranded individuals (LSIs) and returning overseas Filipino workers (ROFs) who keep on arriving either by sweeper flights, regular flights, or via inter-island vessels, from Manila, Cebu, and other parts of the country.

Once completed, the community quarantine facility will have a 50-bed capacity, equipped with nursing rooms, comfort rooms, beds, WIFI, and CCTV.

ENVIRONMENTAL HEALTH

Table 2.30

PERCENTAGE OF HOUSEHOLDS WITH ACCESS TO SAFE WATER AND SANITARY TOILET FACILITIES

Particulars	2019	2020	National average	National Target
Percentage of Households with Access to Safe Water	90.97	96.2%	84.06%	100%
Percentage of Households with Sanitary Toilet Facilities	82.64%	91%	80.90%	100%

Source: CHO Report

Good sanitation and safe drinking water are fundamental for wellbeing and basic human right. From the table above it can be discerned while the city performed better in 2020 than the previous year and better than the national average, there is still a need to address certain factors that hinder the attainment of 100% of households having access to safe water and sanitary toilet facilities. Most of the identified households are informal settlers and those living along the coastal or in remote areas.

Unimproved drinking water sources (e.g., unprotected wells and springs and surface water) and poor sanitation and hygiene are the leading causes of water-borne diseases such as Diarrhea especially among children.

Table 2.31

Environmental Sanitation Activities CY2020

ACTIVITES	ACCOMPLISHMENT
Water sampling	
Passed:	75
Failed:	35
Issued Sanitation Permit to food handlers	2,266
Issued health cards to food handlers	4,700
Issued Sanitary Permit to non-food handlers	3489
Issued health certificate to non-food handlers	11086
Entomology survey, search and destroy (Dengue cases)	
Barangay:	7
Schools:	4
Bandilyo conducted IEC during purok meetings	10
Inspection of restaurants and carenderias	15
Exhumation Permit issued	68
Dislodging Permit issued	46
Complaint received and answered	18
Re-inspection of complaints	10
Inspection of bakeries	5
Conducted basic orientation for food handlers	50
Purok meetings attended to campaign Environmental Sanitation	10
Conducted food handlers class to Hotels	3
Facilitated the Suspect, Probable and Confirmed Case of Covid-19 deaths	79
Decontamination of business establishment including food chains, restaurant and market	25
Decontamination of Barangay Isolation Units and Quarantine Facilities	59

Source: CHO Report

The City of Surigao received health investment from the Department of Health (DOH) Caraga Center for Health Development through the efforts of the Provincial DOH Office (PDOHO) of Surigao del Norte. These investments were not only in the form of extension of technical capacities but also as commodities, infrastructure, equipment and human resources.

At the onset of the novel corona virus, the Department of Health hired and immediately deployed Human Resources for Health (HRHs) such as doctors, dentists, nurses, physical therapists, medical technologists, pharmacists, radiology technicians, public health associates and rural health midwives to the different rural health units, barangay health stations/centers and polyclinics in the province of Surigao del Norte. 56 HRHs were deployed to the different districts/stations in the city while the remaining HRHs were stationed at the PDOHO:



IEC on Dengue to High school students (left); Inspection of business establishment (right)

Table 2.32

HUMAN RESOURCES FOR HEALTH DEPLOYES BY THE DEPARTMENT OF HEALTH

Cadre	No. of Augmented HRH
Physician	1
Nurses	56
Midwife	7
Pharmacist	3
Surveillance Officer	2
HFEP Staff	2
Physical Therapist	1
Nutritionist/Dietician	1
Encoder	1
TOTAL	74
District/Stations	No. of HRH
Luna	16
San Juan	14
Taft	13
Washington	13
TOTAL	56

Source: DOH Report

In addition to health manpower, commodities were also augmented to ensure complementation of manpower and services with the catchment population.

Under the Pharmacist Deployment Program, the DOH conducted monthly monitoring visits to assess the management systems and monitor the availability of DOH-augmented medicines in the city and district health offices. Apart from the provision of technical assistance on supply-chain management and ensuring that there are no stock-outs at any given time of the year, the Pharmacists also ensured that supportive supervision is provided to all health personnel. Accordingly, physical inventory of the medicines and other health commodities were done and storage areas monitored in compliance to DOH and FDA standards.

Table 2.33
DOH-Augmented Medicines CY2020

Maintenance Medicines	43,878 tablets
Vaccines under the National Immunization Program	20,635 vials
National Tuberculosis Program	177,226 Tablets and suspension
Nutrition Program	23,801 Tablets and sachets
Family Planning Program	11,498 Commodities
Integrated Helminth Program	1,994tablets

Source: DOH Report

Physical Therapy service in the city was officially made available during the last quarter of 2019. Intensive information drive was done along with lectures to all four (4) Health Districts including the City Health Office. In 2020, 20 patients were served, three (3) were discharged and four (4) were referred.

The DOH augmented two (2) Disease Surveillance Officer in the early part of the year to ensure that active disease surveillance is maintained at the local level. Their activities were not only limited to consolidation of reports but also included the reporting of event-based surveillance and response, data management of the reported cases in the Philippine Integrated Disease Surveillance and Response (PIDSR) reporting platform and close coordination with the city health office.

Technical Assistance was also provided to the city government to amplify local surveillance on the reportable disease especially on Covid-19. Accordingly, the Provincial DOH Office, through the Disease Surveillance Officers (DSO), extended supportive supervision to the city-designated DSO to ensure prompt reporting and that quality data was produced at various data collection platforms and provided technical inputs in the Inter-Agency Task Force (IATF) meetings. Part of their responsibilities was the cascading of laboratory results of the



Mr. Erwin Pingal of the Provincial DOH Office providing technical inputs during a Task Force Meeting

individuals tested for real time Reverse Transcription-Polymerase Chain Reaction (RT-PCR) Testing from DOH-accredited Laboratories to the respective hospitals and local health offices and the operationalization of a PDOHO Operation Center to cater to health issues, both Covid-19 related or not.

Under the Health Facility Enhancement Program (HFEP), the DOH provided investments to the city government funded from the General Appropriations Act of 2020 amounting to P5.20M for the construction of the following barangay health stations:

Table 2.34
NEWLY CONSTRUCTED HEALTH STATIONS FUNDED UNDER THE HFEP

Construction of Barangay Health Station	Amount
Barangay Silop	1,300,000.00
Barangay Quezon	1,300,000.00
Barangay Alang-Alang	1,300,000.00
Barangay Danawan (realigned to Barangay Sidlakan)	1,300,000.00
TOTAL	5,200,000.00

Source: DOH Report

2.3 SOCIAL WELFARE AND DEVELOPMENT

Due to the health crisis brought about by the Covid-19 Pandemic in 2020, the amount utilized for social welfare programs and services almost tripled as compared to the previous year, totaling to **P453.51 million**. 84% or P382.45 million was generated from external sources (the Regional Office of the Department of Social Welfare and Development and Non-Government Organizations).

46% of the total disbursement was utilized for the Conditional Cash Transfers, Unconditional Cash Transfers and the SAP Emergency Cash Assistance under the Pantawid Pamilyang Pilipino Program (4Ps) and 42% was utilized for the Emergency Assistance Program. The latter included the distribution of the Social Amelioration Program (SAP) cash subsidy to 23,386 low-income families (non-4Ps), the provision of the SAP Livelihood Grants to 242 families and the distribution of 147,935 family food packs at the height of the implementation of the Enhanced Community Quarantine. The Social Pension of the Elderly accounted for 9% of the total disbursements while the Supplemental Feeding Program for day care pupils accounted for 1%.

Some of the outlined activities for the vulnerable sectors were not conducted due to restrictions brought about by the pandemic

The various social welfare programs and services implemented during the year is detailed in the **table 2.33**.

Table 2.35
SUMMARY OF CSWD PROGRAMS AND SERVICES

PROGRAMS/SERVICES	TOTAL SERVICE COUNT	SWD BUDGET UTILIZATION		
		LGU	EXTERNAL RO/NGO	TOTAL
Child Development (0 to less than 18 years old)				
Child Minding/Day Care Services	3,090			
Supplemental feeding	3,090	27,000.00	5,502,000.00	5,529,000.00
Services for Children in Conflict with the Law	659	493,780.00	111,719.00	605,499.00
Services for Street Children	125	199,651.15	56,893.75	210,541.15
Services for Sexually Abused/ Commercial Sexually Exploited Children	134	5,200.00	9,000.00	14,200.00
Services for children victims of abuse (RA 7610)	365	33,932.00		33,932.00
Youth Development Services (18 to less than 30 years old)	424			
Women Welfare Program	2,412			
Services for Women victims of violence (RA9262) at crisis center	1,488	29,700.00		29,700.00
Program for the Welfare of the Elderly	7,474	927,650.00	4,125,000.00	47,874,650.00
Social Pension	7,137		42,822,000.00	42,822,00.00
Program for the Welfare of Disabled Persons	1,508	308,105.00	33,000.00	341,105.00
Pantawid Pamilyang Pinoy Program				
Conditional Cash Transfer	7, 711		152,914,150.00	152,914,150.00
Unconditional Cash Transfer	7,844		28, 238,400.00	28, 238,400.00
SAP emergency cash assistance	7, 629		27, 845,850.00	27, 845,850.00
Emergency Assistance Program				
Individuals provided with financial assistance during crisis	782	3,848,434.00		3,848,434.00
Individuals provided with family food packs (Covid Response)	147,935	65,004,030.00	231,200.00	65,217,230.00
Families provided with emergency shelter assistance	5	30,000.00		30,000.00
Families who availed of the Social Amelioration Program (Covid Response)	23,386		116,930,000.00	116,930,000.00
Livelihood Assistance Grant (Covid Response)	242		3,630,000.00	3,630,000.00
Hygiene Kits released	449	153,558.00		153,558.00
TOTAL		71,061,040.15	382,449,212.80	453,510,252.90

Source: CSWDO

3,093 preschool children enrolled in the 86 Child Development Centers and eight (8) supervised neighbourhood Plays. Due to restrictions imposed, the City Government through the City Social Welfare Office adopted the modular approach to deliver lessons on value inculcation, language competency, cognitive and adaptive skills and spiritual development to these pre-school children aged 3 to 4.11 years old.

The Supplementary Feeding Program (SFP) for pre-school pupils was sustained by the DSWD-Regional Office despite the Covid-19 Pandemic, with a total funding of P5.50 million. The SFP is the provision of food in addition to the regular meals for 120 days to Preschool children enrolled in all Child Development Centers in the city.



Sustained Supplementary Feeding Program to Day Care children

Ms. Dina Entendez-Diaz, a Child Development Worker assigned to the Canlanipa Model Child Development Center, received a Plaque of Recognition from the Civil Service Commission for being a Regional Awardee in the Dangal ng Bayan Award. The Dangal ng Bayan Award is conferred to an individual for performance of an extraordinary act or public service and consistent demonstration of exemplary ethical behaviour on the basis of adherence to the Code of Conduct and Ethical Standards. Ms. Diaz will then vie at the national level.



Ms. Dina Entendez Diaz, a regional awardee of the Dangal ng Bayan Award

In 2020, a total of 445 women and 101 children who were victims of abuse, 232 children in conflict with the law and 31 CSEC/Trafficked Persons were able to avail of services of the Crises Center for Women and Children. This translated to a service count of over 2,800.

Table 2.36

SUMMARY OF CLIENTS SERVED AT THE CRISIS CENTER FOR WOMEN AND CHILDREN

Clientele	Head Count			Service count		
	Male	Female	Total	Services provided	Referral services	Total
Children who are victims of abuse (RA7610)	26	75	101	343	22	365
Women who are victims of abuse and violence (RA 9262)	0	445	445	1,480	8	1,725
Children in Conflict with the Law	178	54	232	591	68	659
Commercial Sexually Exploited Children (CSEC)/ Trafficked Persons	3	28	31	134	0	134
Total	207	602	809	2,548	98	2,883

Source: CSWDO

Such services included counselling, medical assistance, temporary shelter and stress debriefing, food assistance, counselling, paralegal services, and medical assistance.

On the other hand, the Residential Center for street children (RCSC) in Barangay Anomar served 31 children in need of special protection / children at risk. While at the center, these abandoned and neglected children were provided with temporary custody and basic home life services such as food, medical and educational assistance, counselling and spiritual services. Contact tracing was conducted for their eventual reintegration to their families and communities.



Turn –over of one (1) minor temporarily sheltered at the RCSC to her biological mother in Butuan City

A total of 232 children in conflict with the law (CICL) were extended with intervention services particularly on counselling, food assistance, educational assistance and paralegal services. 64 minors who were awaiting court decisions were provided with temporary custody at the Youth Transition Home or the Bahay Pag-asa located at barangay Anomar where they were provided with food, medical and educational assistance. A faith-based organization also conducted spiritual nurturing to the children with the objective of assisting with their behavioral transformation while awaiting court decisions. To date, the center has satisfactorily complied with its first level standards in the implementation of residential-based programs and services for children in conflict with the law, in compliance with the provision of section 23 of RA 4373: An Act to Regulate the Practice of Social Work and the Operation of Social Welfare Agencies in the Philippines.



Food supplies and sports equipment donated by private individuals



Weekly Information and Education sessions to CICLs sponsored by the DOH Drug Rehabilitation Center

The total service count for the Youth Development program, on the other hand, was 424 wherein 89 out-of-school youth (OSY) between the ages of 18 and below 30 availed of the Unlad Kabataan Program, seven (7) were provided with medical assistance; 239 underwent skills/leadership training. five (5) OSYs availed of educational assistance/scholarship.

Through the Women Welfare Program, 2,412 women aged 18-59 were provided with Social Communication Skills Development and various self enhancement services such as: maternal and child care / gender and development seminars, advocacy on the Anti-Violence Against Women and their Children Act (RA 9262).

Hon. Joshua Geli, Chairperson of the Committee on Women and Family, delivering his message during the joint Province and City National women's month celebration



*The City GAD Core Team Members reviewing the GAD Code (left)
Gender Sensitivity Training of the 901st Infantry Battalion Phil. Army Bad-as Placer, Surigao Del Norte (right)*

The program for Persons with Disabilities (PWD) reflected a total service count of 1,508 during the year. Of this, 371 members were provided with food assistance and 282 were issued with PWD Identification cards. Five (5) availed of the scholarship grant of the city, one (1) of who already graduated from college. To date, a total of 1,513 PWD members were registered at the City Social Welfare Office (CSWDO).

The City Government of Surigao, through the CSWDO sourced out funds and donations to respond to the needs of PWDs. In 2020, the Surigao Nickel Jaycees and the Our Lady of Victory of the Island Garden City of Samal partnered with the city government in sponsoring the prosthetics of two (2) persons.

The number of older persons 60 years old and over who availed of the Social pension for indigent Senior Citizens increased from 6,700 to 7,137. As provided in the Expanded Senior Citizens Act of 2010, an additional government assistance of P500.00 monthly is provided to augment the daily subsistence and other medical needs of senior citizens. Over P42.0 million was provided by the DSWD Regional Office for this program.



A senior high school student availed of Prosthetics sponsored by Surigao Nickel Jaycees

Mortuary, medical and transportation assistance were also extended through the regular funds of the City Social Welfare Office and through the Integrated Social Development Assistance

Program (ISDAP). The City Government also provided funds for the continued operation of the Office of Senior Citizens Affairs (OSCA).



Social Pension Pay-out to Senior Citizens

One (1) senior citizen received a centenarian cash incentive award amounting to P100,000.00.

In response to the health crisis brought about by the Covid-19 pandemic, the City Government of Surigao implemented the Social Amelioration Program (SAP). The SAP was a cash emergency subsidy program (ESP) for families whose lives were adversely affected by the Enhanced Community Quarantine (ECQ). It was mandated by the Bayanihan To Heal As One Act, which was signed by the President last March 25, 2020. A total of 23,386 families were provided with cash assistance, which amounted to P116.93million.



Social Amelioration Program (SAP) Cash Emergency Subsidy Pay-Out

Table 2.37

NUMBER OF FAMILIES PROVIDED WITH SAP CASH ASSISTANCE PER BARANGAY

Barangay	No. of Beneficiaries	Additional Leftouts (MI)	Total Per Barangay
Alang-Alang	67	14	81
Alegria	102	6	108
Anomar	213	0	213
Aurora	121	7	128
Balibayon	365	107	472
Baybay	56	0	56
Bilabid	43	0	43
Bitaugan	99	5	104
Bonifacio	386	30	416
Buenavista	137	31	168
Cabongbongan	103	4	107
Cagniog	812	112	924
Cagutsan	47	8	55
Canlanipa	1252	348	1600
Cantiasay	138	38	176

Capalayan	453	25	478
Catadman	59	4	63
Danao	100	3	103
Danawan	81	9	90
Day-Asan	276	50	326
Ipil	569	13	582
Libuac	101	57	158
Lipata	391	62	453
Lisondra	106	38	144
Luna	1262	468	1730
Mabini	360	97	457
Mabua	382	132	514
Manjagao	88	43	131
Mapawa	212	48	260
Mat-I	935	144	1079
Nabago	178	14	192
Nonoc	145	67	212
Orok	274	15	289
Poctoy	319	38	357
Punta Bilar	143	50	193
Quezon	308	107	415
Rizal	665	365	1030
Sabang	662	198	860
San Isidro	87	1	88
San Jose	131	23	154
San Juan	1395	481	1876
San Pedro	129	2	131
San Roque	230	15	245
Serna	248	39	287
Sidlakan	39	1	40
Silop	134	62	196
Sugbay	77	7	84
Sukailang	163	10	173
Taft	1716	572	2288
Talisay	170	68	238
Togbongon	298	58	356
Trinidad	417	35	452
Washington	1407	484	1891
Zaragoza	95	25	120
Total	18,746	4,640	23,386

Source: CSWDO

In addition to the cash assistance, the SAP also provided recovery interventions such as the provision of Livelihood Assistance Grants (LAG) to low income families in the informal sector whose livelihoods or jobs were affected by the imposition of community quarantine. A total of 242 families from six (6) barangays (Rizal, Taft, Canlanipa, Sabang, Luna and San Juan) received P15,000.00 per family for a total grant amount of P3.63million.



One of the beneficiaries of the SAP - Livelihood Assistance Grant

Table 2.38
LIVELIHOOD PROJECTS ASSISTED BY THE LAG

Livelihood/ Proposed Project	Component/Activities	No. of beneficiaries
Sari-Sari Store	Purchase of Grocery Items	141
Vegetable & Fruit Vending	Purchase of Assorted Vegetable	19
Food Vendor / Ambulant	Purchase of assorted goods	64
Ukay-Ukay/Dry Goods Vendor	Purchase of a dry- goods	2
Mini Salon	Purchase of parlor equipment	2
Fish/ & Shrimp Vending	Purchase of Fish and Shrimp	12
Frozen Foods & Meat Vending	Purchase of Frozen Products	1
Lumber Dealer	Purchase of lumber	1
Total		242

Source: CSWDO

The Pantawid Pamilyang Pilipino Program (4Ps) is a rights-based program that focuses on human capital investment through provision of health and education cash grants to eligible poor households. It is one of the poverty reduction strategies of the national government to enable poor households to meet certain human development goals aimed at breaking intergenerational cycle of poverty.

On its 9th year of implementation, the Pantawid Pamilyang Pilipino Program (4Ps) served a total of 7,711 households as of December 2020. These households have complied with specific health, nutrition, and education conditionalities of the program.

Table 2.39
REGISTERED/ACTIVE 4Ps BENEFICIARIES PER BARANGAY

	Barangay	No. of Households
1	Alang-Alang	50
2	Alegria	54
3	Anomar	147
4	Aurora	73
5	Balibayon	138
6	Baybay	30
7	Bilabid	23
8	Bitaugan	67
9	Bonifacio	131
10	Buenavista	74
11	Cabongbongan	63
12	Cagniog	268
13	Cagutsan	21
14	Canlanipa	494
15	Cantiasay	74
16	Capalayan	194
17	Catadman	37
18	Danao	45
19	Danawan	78
20	Day-Asan	140
21	Ipil	207
22	Libuac	85
23	Lipata	140
24	Lisondra	100
25	Luna	344
26	Mabini	172
27	Mabua	189
28	Manyagao	99
29	Mapawa	104
30	Mat-I	455
31	Nabago	86
32	Nonoc	93
33	Orok	73
34	Poctoy	94

35	Puntabilar	62
36	Quezon	112
37	Rizal	241
38	Sabang	275
39	San Isidro	44
40	San Jose	119
41	San Juan	689
42	San Pedro	81
43	San Roque	87
44	Serna	90
45	Sidlakan	32
46	Silop	97
47	Sugbay	49
48	Sukailang	75
49	Taft	424
50	Talisay	96
51	Togbongon	128
52	Trinidad	189
53	Washington	323
54	Zaragosa	52
TOTAL	54 Barangays	7,711 HH

Source: CSWDO

The program made sure that these families were engaged in communal garden or backyard gardening or any other sustenance activities so that they would be able to sustain their basic needs especially food and nutrition of their children. This activity was sustained in partnership with the Department of Agriculture who provided the seed and the barangay LGU who allocated space for the communal garden. The City Links closely monitored the households to identify what other factors contributed to the family's poor condition and in turn determine how they can be assisted or referred to other agency partners. These households were subjected to case management and closely monitored by the City Links to ensure that the average consumption rate in food expenditure of these households are raised with the help of the cash grants they received from the program.

During the year, the total amount disbursed to the Pantawid Pamilya beneficiaries through Cash Cards and over the counter (OTC) payments amounted to P152,914,150.00.



Plaque conferred to the City Government by the DSWD Regional Office for the implementation of the Unconditional Cash Transfer Program

In addition, the DSWD disbursed P28, 238, 400.00 under the Unconditional Cash Transfer (UCT) program benefitting 7,844 households in the city. The UCT is considered as the biggest social mitigation program under Republic Act No. 10963, the Tax Reform for Acceleration and Inclusion (TRAIN) Law, which was signed by President Duterte in 2018. UCT beneficiaries included households in the Pantawid Pamilyang Pilipino Program (4Ps), beneficiaries of the Social Pension Program under the Senior Citizens Act, and other poor households as identified by the DSWD through the National Household Targeting System for Poverty Reduction (NHTS-TR), also known as Listahanan.

Due to the Covid-19 Pandemic, 7,629 beneficiaries of the Pantawid Pamilyang Pilipino Program (4Ps) also received the Social Amelioration Program (SAP) emergency cash subsidy paid through their cash cards. The total amount disbursed for this purpose was P27,845,850.00.

As one of the highlights of the year, the City Government signed a Memorandum of Agreement for the construction of the Silungan Surigao, a halfway home for victims of human trafficking. The signing ceremony of the MOA and the ground breaking was held in August 2020.



MOA signing (left) and Ground breaking of the project site (right)

This facility was a component of the partnership of the City Government and the Local Council against Trafficking and Violence Against Women and their Children (LCAT-VAWC) with Plan International and Balay Mindanaw Foundation, Inc. through the project “Collaborative Action Against Trafficking” (CAAT) that implemented consciousness raising activities, capacity development for local government units and duty bearers to address Trafficking in Persons (TIP). Total project cost was P3.50 million. As its counterpart, the City Government provided an area in Barangay Anomar for the construction of this facility and P1.50 million for the provision of equipment, amenities and furniture or fixtures.



Silungan Surigao Building Perspective

Silungan Surigao will address the temporary needs for shelter, after care and medical support of women and girl children who are victims of abuse, violation and exploitation including TIP and Online Sexual Abuse of Children (OSEC).

The Silungan Surigao Building was 100% completed in November after just three (3) months of construction.

CIVIL REGISTRATION

The *civil registration* services of the city generated an income of P1.72 million reflecting a decrease of 38% from the previous year's collection of P2.77million.

Table 2.40
Summary of Civil Registration
CY 2020

	Timely Registered		Delayed Registration		Total	
	Male	Female	Male	Female	Male	Female
Birth Registration	2,050	1,824	762	698	2,812	2,522
Death Registration	1,012	793	27	23	1,039	816
Marriage Registration	458		23		481	

Source: City Civil Registrar Office

With the continuing implementation of RA 9048, the City Local Registry Office received 94 petitions for correction of clerical error and 16 petitions for change in first name. Eight (8) petitions for change of sex/correction in the date of births were also received pursuant to RA 10172. Furthermore, pursuant to RA 9255, 2,442 affidavits were registered to allow illegitimate children to use the surname of their fathers. 442 applications for marriage license were received and 398 marriage licenses were issued by the CLCR.

The traditional “Kasalan sa Valentine” was also conducted by the city government during the year. A total of 70 couples availed of this program. The oldest couple was in their late 60’s while the youngest was 18 years of age. Aside from being cost free, the mass wedding ceremony provided incontestable marriage contracts and proper registration of children’s live birth certificates for couples living together out of wedlock and new couples.



The Kasalan sa Valentines in CY2020

2.4 HOUSING AND RESETTLEMENT

In 2020, the city government generated a total of P .745 million in revenues from the proceeds of residential lot amortizations and related fees accruing to the city's housing and resettlement program. This amount reflected a 30% decrease from the previous year's collection of P1.06 million.

Table 2.41
Actual Collection for CY2020

Payments collected by CTO				Sub-total	Inspection, Certification and Research fee	Collection from city employees/ beneficiaries thru payroll deduction	Total
Phase 1 Canlanipa Homes	Phase 2 Resettlement site	Phase 3 DOJURAI	Phase 4 Canlanipa				
-	559,554.79	155,866.02	15,000.00	730,420.81	3,275.00	11,706.00	745,401.81

Source: CPDO Report

In cognizance of the economic difficulties encountered by housing beneficiaries during the Covid-19 Pandemic, the City Government approved Ordinance no. 435 series of 2020: An Ordinance Condoning the Penalties and Authorizing the Restructuring of the Delinquent Accounts of the City Housing Beneficiaries of Barangay Canlanipa. This was pursuant to the resolution passed by the council of Barangay Canlanipa and based upon the recommendation of the Local Finance Committee.

Four (4) meetings were conducted by the City Housing Board during the year to discuss and resolve issues, one of which was the status of the Memorandum of Agreement/Partnership between the City Government and the Couples for Christ, Inc. relative to the CFC ANCOP Gawad Kalinga/Tatag Program.

The following resolutions were passed by the Board:

Res. No. 01: Requesting the Committee on Land Inventory, Housing Sites Identification and Acquisition of the City Housing Board to conduct an As Built Survey of Little Tondo;

Res. No. 02: Requesting the Committee on Housing Rules & Regulations/Policies of the Local Housing Board to Review and Provide Necessary Amendments to the Ordinance no. 116 series of 1996;

Res. No. 03: Authorizing the Issuance of a new Contract/Reconstruction of Account Agreement for Delinquent Housing Beneficiaries in the Canlanipa Housing Project

Res. No. 04: Approving the Date of Confirmation of Ordinance 435 series of 2020 by the Sangguniang Panlalawigan as the reckoning date for the 60-day period requirement for the submission of Intent to Avail of Restructuring of Delinquent Accounts

2.5 PROTECTIVE SERVICES

2.5.1 PUBLIC ORDER AND SAFETY

CRIME PREVENTION

The peace and order situation of Surigao City remained manageable for the whole year amidst the spread of COVID-19 pandemic which greatly affected the social, political, cultural, and economic set-up of the people of Surigao who continued to strive to survive the threat of the dreaded contagious disease.

On threats to peace and order, the Surigao City Police Station (SCPS) continued to closely associate with Armed Forces of the Philippines (AFP) counterpart and other law enforcement agencies to address concerns on Internal Security. Conduct of regular security coordination meeting with the local government and stakeholders resulted to the creation of various peace agreements relative to preventing criminality and launching of Internal Security Operations to pre-empt the upsurge of violent extremism and terrorism in the locality.

During the year, the station had a total strength of 115 personnel. Given an estimated population of **169,015**, this translated to a ratio of 1:1,469, which meant that each policeman in the locality was serving at least 1,469 inhabitants. Such was below the standard policeman to population ratio of 1:1,000.

In line with the Internal Cleansing Program of the Philippine National Police (PNP), the station strictly enforced internal discipline within the rank and file. Seminars and other activities were conducted to teach and enrich the police personnel with values of being “Maka-Diyos, Maka-Tao, Maka-Bayan and Maka-Kalikasan” pursuant to Presidential Proclamation no. 62.

The PNP Internal Cleansing Strategy aims to prevent police abuses and to identify and weed out defiant PNP personnel, particularly those who are engaged in illegal activities, and impose corrective and punitive measures. It also aims to instill in all PNP personnel a strong sense of commitment, dedication, and responsibility to police work geared towards a God-centered, service-oriented and family-based life.



Police Lieutenant Colonel	1
Police Major	1
Police Captain	1
Police Lieutenant	4
Police Executive Master Sergeant	3
Police Chief Master Sergeant	9
Police Senior Master Sergeant	13
Police Master Sergeant	8
Police Staff Sergeant	41
Police Corporal	16
Patrolman/woman	16
Non-Uniformed Personnel	2
TOTAL	115



In 2020, the Surigao City Police Station received a total allocation for Monthly Operational and Other Expenses (MOOE) from the PNP amounting to P1.713 million, which was utilized in operational undertakings, procurement of office supplies and other expenditures.

The City Government of Surigao on the other hand, extended its financial support in the amount of ₱2.80 million, which was utilized for the payment of basic utilities (electricity, water), petroleum, oil, and lubricants (POL).

The significant accomplishments both in administrative and operational aspects of the Surigao City Police Station were made possible through the support of the City Government, stakeholders and the community, in coordination with other law enforcement agencies and local judiciary.

Table 2.42
CRIME STATISTICS CY 2019-2020


CRIME STATISTICS	2019	2020	+/-
Total Crime Volume	755	962	207
Index Crimes	141	96	(45)
Non-Index Crimes	614	866	252
Crime Clearance Efficiency	82.91%	91.68%	8.77%
Crime Solution Efficiency	72.85%	84.72%	11.87%
Ave. Monthly Crime Rate	39.99	143.28	103.29

Source: Surigao City Police Station Report

The comparative crime statistics in the table above for the period 2019 and 2020 showed that there was an increase of 207 incidents for 2020 compared with the same period in 2019 with only 755 incidents. The increase of incidents can be attributed to the intensified police operations related with the implementation of Executive Orders issued by the Local Government Unit against COVID-19 pandemic. In parallel, the average monthly crime rate increased by 143.28 from 39.99 in 2019 to 103.29 in 2020.

As shown in the figure below, the number of index crimes during the year was 96 or a decrease of 45 incidents as compared to 2019 with 141 incidents.

Chart 2.1
COMPARATIVE NUMBER OF INDEX CRIMES 2019-2020

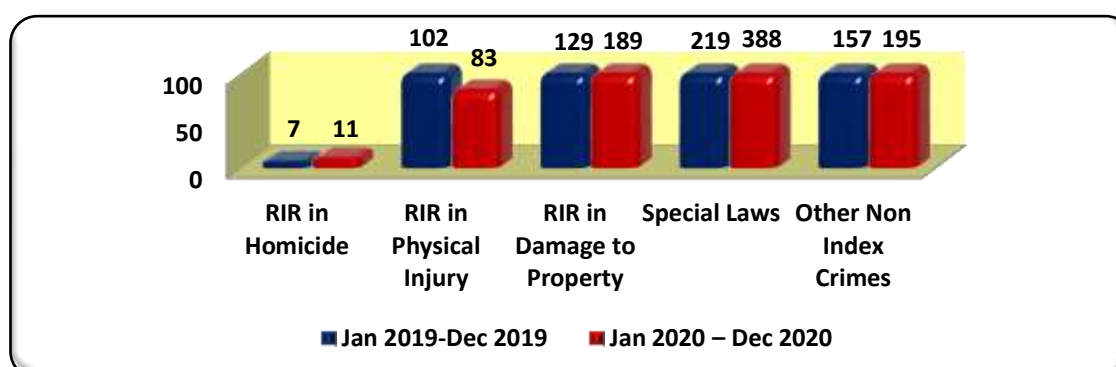


Also shown in the figure above is the comparative distribution of seven (7) focused crimes for the Year 2019 compared with the same period in 2020. There was a significant decrease of index crimes wherein Physical Injury decreased by 31 incidents and theft decreased by 17 incidents. The decrease can be attributed to the intensified police operations and implementations of city ordinances.

Non-Index crimes, on the other hand, are cases which are mostly violation of special laws and other criminal offenses not classified under index crimes. For the period in comparison, these crimes significantly increased by 252 incidents which was greatly contributed by the number violators of Executive Orders against COVID-19 pandemic, intensification of anti-illegal drugs and anti-illegal gambling operations.

The figure below shows a significant increase by 169 incidents in Violation of Special Laws and an increase 38 incidents in Other Non-Index Crimes which made the total number of incidents higher by 207 compared with the same period in 2019. The efforts exerted by the Surigao City Police station in the implementation of Executive Orders issued against COVID-19 pandemic greatly contributed to the reported increase.

Chart 2.2
COMPARATIVE NUMBER OF NON-INDEX CRIME 2019-2020



Crime Clearance Efficiency (CCE) is the percentage of cleared cases out of the total number of crime incidents. An increase by 8.77% was noted in the CCE of 91.68% in 2020 as compared to the previous year's CCE of 82.91%. This signified an increased number of cases filed or settled.

Similarly, in the percentage of solved cases for the period in review, there was also a significant increase by 11.87% in the Crime Solution Efficiency of the station from 72.85% in 2019 to 84.72% in 2020.

OPERATIONAL ACCOMPLISHMENTS

- Accomplishment on Illegal Drugs

From January to December 2020, the recalibrated anti- illegal drugs campaign of the Surigao City Police Station resulted in the arrest of 62 persons with a total of 8.4195 grams of Methamphetamine Hydrochloride (SHABU) having an estimated Actual Street Price of ₱99,350.13, 109.4395 grams of Marijuana with an estimated value of ₱13,756.27. 91 cases were filed in court.

Table 2.42
ILLEGAL DRUG ACCOMPLISHMENT CY2020

Period Covered	NUMBER OF BUY-BUST OPERATIONS	INCIDENTAL	NUMBER OF APPREHENDED PERSONS	CONFISCATED ITEMS	TOTAL WEIGHT (in grams)	Street Price VALUE	DISPOSITION
1 st Quarter 2020	13	-	14	SHABU	1.8994	₱ 22,412.92	25 cases have been filed in court
				Marijuana	9.2628	1,111.54	
2 nd Quarter 2020	12	2	15	SHABU	1.4904	17,586.752	20 cases have been filed in court
				Marijuana	3.2299	387.59	
3 rd Quarter 2020	12	1	11	SHABU	3.9417	46,512.06	11 cases have been filed in court
				Marijuana	7.8642	943.16	
4 th Quarter 2020	17	3	22	SHABU	1.088	12,838.40	35 cases have been filed in court
				Marijuana	89.00	11,314.01	
TOTAL	54	6	62	SHABU	8.4195	₱ 99,380.78	91 cases have been filed in court
				Marijuana	109.3495	₱ 13,756.27	

Source: SCPS Report

- Wanted Persons

ARRESTED MOST WANTED PERSONS				
PERIOD COVERED	MWPs with Reward	MWPs	Other Wanted Persons	Total
1 st Qtr	Negative		19	19
2 nd Qtr	Negative		20	20
3 rd Qtr	Negative		36	36
4 th Qtr	Negative		30	30
TOTAL			105	105

In line with the PNP's Manhunt Charlie (Campaign against Wanted Persons), the Surigao City Police Station arrested 105 Wanted Persons in the locality as reflected in the table above. These individuals were properly documented and turned-over to their respective issuing courts

- Illegal Gambling (Fruit Game Machine, Video Karera, Swertres and Cockfighting)

Table 2.43
ILLEGAL GAMBLING ACCOMPLISHMENT CY2020

PERIOD COVERED	No. of Operation conducted	Persons Arrested	Violation/s	Confiscated Items (Money)	No. of Cases Filed
1 st Quarter 2020	10	66	PD 1602 (Illegal Play Card Game, Cockfight Rooster, RA 9287, Mahjong, Online Betting, Coin Tossing	₱ 30,371.00	11
2 nd Quarter 2020	8	21	PD 1602 Confiscated Cockfighting Rooster, Illegal Play Card Game	4,515.00	10
3 rd Quarter 2020	11	33	PD 1602 Confiscated Cockfighting Rooster, TOSSING/HANTAK/Cara y Cruz, Illegal Billiard Games, Illegal Play Card Game	3,812.00	11
4 th Quarter 2020	13	31	PD 1602 Confiscated Cockfighting Rooster, Illegal Play Card Game, Spider Derby/Basketball	2,916.00	13
TOTAL	42	151		₱ 41,614.00	45

Source: SCPS Report

During the year, the SCPS conducted 42 operations on illegal gambling which resulted to the confiscation of over P41,000 of gambling money. 45 cases were filed in court.

The Theft and Robbery Unit personnel of the Surigao City Police Station successfully recovered stolen valuables and apprehended the suspects. Recovered stolen items were immediately returned and received by the legitimate owners.

PERIOD COVERED	THEFT		ROBBERY		MOTORNAPPING	
	NO. OF PERSONS ARRESTED	NO. OF CASES FILED	NO. OF PERSONS ARRESTED	NO. OF CASES FILED	NO. OF PERSONS ARRESTED	NO. OF CASES FILED
1 st Quarter 2020	8	7	1	2	-	-
2 nd Quarter 2020	2	2	5	8	-	-
3 rd Quarter 2020	5	5	3	3	1	2
4 th Quarter 2020	2	1	3	3	1	3
TOTAL	17	15	12	16	2	5

The station also conducted several operations in line with the implementation of the Forestry Reform Code of the Philippines and R.A. 9147 (An Act Providing for the Conservation and Protection of Wildlife Resources and their Habitats, Appropriating Funds therefor and for other purposes), which led to the apprehension of five (5) violators.

Seaborne patrol operations were also conducted in the seawaters of the city to apprehend those who were engaged in illegal fishing activities.



Confiscated lumber in Barangay Lisondra



Seaborne patrol operation in Barangay Ipil

SECURITY MEASURES

TARGET HARDENING MEASURES is the next line of defense when prevention through intelligence fails. Target hardening activities were conducted such as preventive patrols, inspection of motor repair shops, inspection of vital installations, police route security assistance among others.

Roving inspections were conducted by beat patrollers assigned in different Automated Teller Machine (ATM), Banks, and remittance centers in the city.

A total of 247,056 man-hours target hardening activities were conducted through police presence, beat/foot, mobile patrol, implementation Enhanced Community Quarantine (ECQ), General

Community Quarantine (GCQ) Modified General Community Quarantine (MGCQ) and assisted the DOH personnel in line with preventive measures against COVID-19 virus.



Personnel of Surigao City Police Station conducted police presence and area security and assisted the DOH personnel in checking body temperature of all passengers to prevent the entry and possible spread of the new strain of Corona Virus at Eva Macapagal Terminal, at the Lipata Ferry Terminal and at the Nueva Port Extension

IMPLEMENTATION OF OPLAN “BANTAY SYUDAD”

To bolster its anti-criminality campaign in the locality, the SCPS continued its implementation of Oplan “Bantay Syudad”, which included the enforcement of City Ordinance No. 310, Series of 2010 (Comprehensive Curfew for Minors), Oplan “Bakal/Sita”, and Saturation Drives. These activities resulted in the following accomplishments:

A - CURFEW FOR MINORS



Implementation of City Ordinance No. 310 (Comprehensive Curfew for Minors)

MONTH/YEAR	NO. OF FEMALE OFFENDER	NO. OF MALE OFFENDER
1 st Quarter 2020	14	18
2 nd Quarter 2020	53	239
3 rd Quarter 2020	19	19
4 th Quarter 2020	12	14
TOTAL	98	290

The Comprehensive Curfew Ordinance for Minors imposed curfew hours from ten in the evening to five in the morning for persons below eighteen (18) years of age.

B - OPLAN BAKAL/ SITA

OPLAN BAKAL is basically a police operation in an establishment, normally seen on bars, pubs or nightclub, where policemen enter the place unannounced and conduct a search for firearms that may be in the possession of customers or guests. It is a surprise search so that gun-wielding guests or customers can be caught red-handed.

Oplan Bakal Sita was conducted to all non- essentials establishment that resulted to the four (4) arrested individuals for the period with close coordination of the local and barangay officials in the enforcement of ordinances ensuring peaceful and safe community.

C - CHECKPOINT

PERIOD COVERED	No. OF OPERATIONS	NO. OF TRAFFIC VIOLATORS	NO. OF TCT ISSUED
1 st Quarter 2020	910	921	921
2 nd Quarter 2020	910	255	255
3 rd Quarter 2020	920	785	785
4 th Quarter 2020	920	983	983
TOTAL	3,660	2,944	2,944

In coordination with the City Traffic Management Office (CTMO), the SCPS personnel conducted checkpoint operations to enforce the “No Registration, No Travel Policy”. This activity served as deterrence to lawless personalities and denies their nefarious activities. The conduct of checkpoint operations resulted in the apprehension of **2,994 traffic violators** who were issued corresponding Traffic Citation Tickets



Conduct of checkpoint operations for the enforcement of the “No Registration, No Travel Policy”

D - AN SERBISYO NAN PNP SA SURIGAO CITY (RADIO PROGRAM)

The Surigao City Police Station conducted Radio Guesting and/or accommodated interviews from the media to educate and inform the public, promote understanding of the police function and the citizen's role and demonstrate extraordinary efforts in the area of crime prevention of the community as a whole. This program provided a venue for the dissemination of Weekly PNP accomplishments, plans and programs under PNP PATROL PLAN 2030.



Radio program of the Surigao City Police

MONTH/YEAR	ACTIVITIES	NUMBER OF ACTIVITY
1 st Quarter 2020	Radio Guesting/ Media Interviews	35
2 nd Quarter 2020	Radio Guesting/ Media Interviews	42
3 rd Quarter 2020	Radio Guesting/ Media Interviews	34
4 th Quarter 2020	Radio Guesting/ Media Interviews	21
TOTAL		132

PUBLIC INFORMATION AND ADVOCACY PROGRAMS

a. DIALOGUES AND LECTURES

Surigao City Police Station conducted various activities to strengthen the implementation of Gender-related laws and increase the public awareness on existing gender-based issues, such as, sexual harassment in the employment, education or training environment; the Magna Carta for Women; RA 9262 or the Anti-Violence against Women and their Children Act of 2004 and the Anti-Trafficking in Person Act of 2003.

For the whole year, the station conducted activities on Organization & Mobilization of Family/Youth/Women Groups, Social Institutional Advocacy & Development, news releases concerning family violence, prevention and protection of victims and dissemination and replication of Best Practices.



PLTCOL CHRISTIAN L RAFOLS II, Chief of Police of Surigao City police station (below) tackled the topic on Crime Prevention while PCMS Laila J Ballicud, WCPD PNCO (above) discussed about Cyber Bullying and R.A.7610 during the Capacity Building for Peer Facilitators and Guidance Support Staff/Counselor on Coaching Skills and on Prevention of Mental Health Issues in the School

b. DISTRIBUTION OF INFORMATION, EDUCATION AND COMMUNICATION (IEC) MATERIALS

The Surigao City Police Station distributed leaflets/flyers on Anti-Criminality Crime Prevention tips, Republic Act 9165, Republic Act 9262, Executive Order No.70 and the Executive Order No. 36 series of 2020 “An Order for the Strict Prohibition of Operation of Motorcycles with Backrider”, Executive Order No. 37 Series of 2020 “Mandatory Home Quarantine”, City Ordinance 432 and other related preventive measures against COVID-19 virus.

MONTH/YEAR	IEC MATERIAL	NUMBER OF DISTRIBUTED
1st Quarter 2020	R.A. 9262	65
	R.A. 9165	90
	Anti-criminality	110
	E.O. 70	20
2nd Quarter 2020	R.A. 9262	850
	R.A. 9165	900
	Anti-criminality	650
3rd Quarter 2020	R.A. 9262	628
	R.A. 9165	455
	Anti-criminality	260
4th Quarter 2020	R.A. 9262	550
	R.A. 9165	485
	Anti-criminality	368
TOTAL		5,431

Various forms of IEC materials were published and distributed to inform and educate the PNP personnel and the community on various PNP programs, projects and activities. Other IEC materials included crime prevention, public safety tips and preventive measures against COVID-19 particularly in wearing face mask and practice of social distancing.



c. PUBLIC INFORMATION DRIVE

Surigao City Police Station conducted public information drive regarding Executive Order. No. 70, Anti Criminality safety Tips - crime prevention safety tips on theft, “budol-budol and iwas akyat-bahay, carnapping, theft, robbery, Executive Order No. 36 Series of 2020 “An Order for the Strict Prohibition of Operation of Single Motorcycles with Backrider

PERIOD COVERED	INFORMATION OPERATION	NO. OF ACTIVITIES
1 st Quarter 2020	Recoreda/Bandilyo	47
2 nd Quarter 2020	Recoreda/Bandilyo	21
3 rd Quarter 2020	Recoreda/Bandilyo	43
4 th Quarter 2020	Recoreda/Bandilyo	15
TOTAL		126

Executive Order No. 37 series of 2020 “Mandatory Home Quarantine”, the strict implementation of City Ordinance 432, series of 2020: “An Ordinance Requiring the Use of Face Masks or Face Covering in Public Place, the practice of Physical Distancing and Providing Penalties Therefor”, and to the current incurable virus that spread throughout the nation- COVID-19 in all crowded places. This activity is an anti-crime initiative designed to give basic and helpful anti-criminality tips and it promotes awareness to the public as well as health prevention and preventive measures.



Conduct of Information Dissemination operations through recorada/bandilyo

d. BARANGAY VISITATION

MONTH/YEAR	NUMBER OF ACTIVITIES
1 st Quarter 2020	37
2 nd Quarter 2020	21
3 rd Quarter 2020	40
4 th Quarter 2020	18
TOTAL	116



House visitation in rural barangays and distribution of flyers, posting of hotline number and precautionary reminders on anti-criminality, internal special operations and preventive measures against the COVID-19 virus

The City Police personnel conducted barangay visitation and coordination with the different barangays of the city and discussed the law and policies on peace and order as well as the issues and concerns relevant to the minors violating the City Ordinance 310, series of 2010 “The Comprehensive Curfew Ordinance for Minors, the implementation of Oplan “Bantay Syudad” and dialogue regarding the deceptive recruitment tactics of CPP-NPA targeting the youth sector in relation to Executive Order No.70 – ” Institutionalizing the whole-of-nation approach in attaining inclusive and sustainable peace, creating a national task force to End Local Communist Armed Conflict, and directing the adoption of a national peace framework.

e. DIALOGUE WITH THE COMMUNITY



Community Dialogues served as a venue for the police to develop and cultivate the trust and confidence of the people, and solicit their support and assistance. It is an effective tool for identifying and addressing peculiar criminality and public safety problems in the community

f. ESTABLISHMENT VISITATION

PERIOD COVERED	NUMBER OF ACTIVITIES
1 st Quarter 2020	103
2 nd Quarter 2020	63
3 rd Quarter 2020	56
4 th Quarter 2020	251
TOTAL	473



The City Police personnel conducted establishment visitation, police presence and dialogue on crime prevention safety tips to the populace in order to promote public safety and to enhance the quality of life in a community. Community policing plays a pivotal role in the two defining elements of policing: police-community relations and problem-solving

g. CLEAN-UP DRIVE/ COASTAL CLEAN-UP



The Surigao City Police Station joined the 1st year celebration of the rivers for life program dubbed as Caraga Simultaneous River Clean-up, which was initiated by Department of Environment and Natural Resources, PENRO Surigao Del Norte and also participated by the City Government, other line agencies and Stakeholders held at Kinabutan, Barangay San Juan

h. ENHANCEMENT CAPABILITY TRAINING FOR BARANGAY PEACEKEEPING ACTION TEAMS (BPATs)

PERIOD COVERED	NUMBER OF ACTIVITIES
January to December 2020	2
TOTAL	2



The BPAT Organization has a great contribution to the PNP especially in its campaign against criminality and in maintaining peace and order situation in their respective localities. The BPATs conduct community-based activities and information campaign in support of the PNP's anti-criminality effort, internal security operation, and disaster management and control program. They are an effective tool in the effective prevention, control and suppression of crime and efficient management of disasters and emergencies and are valuable partners in the development of the community BPAT Organization has a great contribution to the PNP especially in its campaign against criminality and in maintaining peace and order situation in their respective locality.

i. KABATAAN KONTRA DROGA AT TERRORISMO(KKDAT) PROGRAM

PERIOD COVERED	NUMBER OF ACTIVITIES	NAME OF SCHOOL	DATE OF ACTIVITY
JANUARY 2020	Film Showing on No to CPP NPA recruitment, E-CLIP and ELCAC and lecture on Drug Awareness and Terrorism	Surigao City National High School, Barangay San Juan, Surigao City.	January 16, 2019
	Film Showing on No to CPP NPA recruitment, E-CLIP and ELCAC, and lecture on OSAEC	Lipata National High School, Barangay Lipata, Surigao City.	January 21, 2020

	(Online Sexual Abuse and Exploitation of Children), Drug Awareness and Terrorism	Ipil National High School, Barangay Ipil, Surigao City.	January 28, 2020
FEBRUARY 2020		Surigao del Norte National High School, Brgy. Washington, Surigao City.	February 4, 2020
		Taft National High School, Brgy. Taft, Surigao City	February 13, 2020
		Rizal National High School, Brgy. Rizal, Surigao City.	February 21, 2020
		Caraga Regional Science High School, Brgy. San Juan, Surigao City.	February 28, 2020
	Film Showing on No to CPP NPA recruitment, E-CLIP and ELCAC and lecture on Drug Awareness and Terrorism	Grade 11 and 12 students at Surigao City National High School, Brgy. San Juan, Surigao City	March 12, 2020

The KKDAT Program is part of the PNP's proactive response to President Rodrigo Duterte's drive to clean the country from illegal drugs and terrorism that have reportedly infiltrated student organizations. The Surigao City Police Station combats terrorism and illegal drugs by way of organizing a youth movement and enflaming in them the spirit of volunteerism.



SPECIAL SECURITY COVERAGE

To ensure the safety and security of local activities during the year, the Surigao City Police Station rendered special security details as pictured below:



Provided area security during the distribution of food packs to residents in coordination with the barangay officials, ensured the observance of physical distancing and maintained peace and order



Conducted police presence and area security during the distribution of Special Payout for the Second Semester to Indigent Senior Citizens



Provided appropriate area security during the celebration of Chinese New Year



Provided appropriate area security in all places of engagement in the Area of Responsibility during the road clearing implemented by the City Government of Surigao



Provided appropriate area, route and convoy security in all places of engagement in the AOR during the visit of an official and his staff from the Embassy of Japan for the Blessing and Turn-Over ceremony of the School Building at Bonifacio Elementary School



Provided appropriate area security and assistance to the personnel of the Department of Health during the conduct of thermal scanning at Eva Macapagal Port, Bilang-bilang (left), security coverage during the Simbang Gabi (right)

PRECAUTIONARY AND PREVENTIVE MEASURES AGAINST THE SPREAD OF 2019 CORONA VIRUS DISEASE (COVID-19)



Implementation of Executive Order No. 37 (Mandatory Home Quarantine)

The Surigao City Police Station took more stringent actions to prevent the spread of COVID-19 among police personnel especially those assigned at frontline duties and now being observed inside the station to all personnel returning to stations from the field by setting-up disinfection protocols to include customers that come/visit the station.

The Station conducted the implementation of General Community Quarantine. Violators were kept at the Surigao del Norte Sports Complex for seven (7) hours as part of the disciplinary measures imposed in the city.



Conducted dialogues with violators of City Ordinance No. 432 series of 2020 an Ordinance requiring the use of face masks or face coverings in public places, the practice of physical distancing



Provided area security during the Social Amelioration Program (SAP) payout to residents in the barangays



Provided route and area security during the arrival of Repatriated Overseas Filipino Workers (OFW's) and Balik Probinsya of Locally Stranded Individuals (LSIs)



Implemented Executive Order No. 26 Series of 2020 "An Order for the Prohibition of Minors Inside Internet Cafes and the Suspension of Business Operation Of Pisonet"

The table below summarizes the number of persons apprehended for violation of standing quarantine protocols implemented in the city in the light of the declaration of the health crisis brought about by the Covid-19 pandemic:

Table 2.44
NUMBER OF VIOLATIONS OF QUARANTINE PROTOCOLS

Period Covered (April 9 to December 31,2020)	No. of Apprehended Individual (7 hours at SDN Provincial Sports Complex)			Number of Person who paid the penalty under Ordinance 432 series of 2020	Apprehension of Suspects Filed Appropriate cases in Inquest Proceedings	
	LEGAL AGE	MINOR	TOTAL		Arrested	Filed Cases
April 9-30,2020	1,218	209	1,427	-	4	2
May 2020	1,260	213	1,473	-	30	19
June 2020	731	108	839	-	14	9
July 2020	418	181	599	-	14	8
August 2020	348	57	405	65	6	3
September 2020	93	17	110	49	15	9
October 2020	367	12	379	75	25	13
November 2020	186	29	215	44	13	7
December 2020	145	43	188	59	7	5
TOTAL	4,732	856	5,635	292	128	75

Source: City PNP

“Kapwa Ko, Sagot Ko!” Adopt a Family Program

In 2020, the Surigao City Police Station implemented the “Kapwa Ko, Sagot Ko!” Adopt a Family Program to support indigent families who were economically affected by to the implementation of Community Quarantine. This program is an initiative of the PNP to augment the government’s Social Amelioration Program as it aims to support countless indigent families in the city whose health and well-being have been put to risk particularly during stricter Community Quarantine measures.

987 families in Surigao City benefited from the food and drink packs, grocery items, sanitation and disinfecting materials that were distributed by the city police officers as part of the program.



Distributed food and grocery items and alcohol and face masks to indigent families under the kapwa Ko Sagot Ko program of the PNP

“Manok Ko, Pangkabuhayan Mo” (Chicken Dispersal) Project

In line with the City Police Station’s commitment to uphold the PNP’s role on community and service oriented agency responsible for the maintenance of peace and order and public safety, the personnel of the station took the initiative to conduct community engagement through livelihood program dubbed as “Manok Ko, Pangkabuhayan Mo” (Chicken Dispersal) within the City of Surigao.

The Project sets forth a closer police-community relationship especially in this trying time of Covid-19 Pandemic along with threat of atrocities by communist terrorists. This project seeks to make the government’s presence felt by the community to enhance the image of the PNP organization in its entirety while combating and weakening the stronghold of the communist terrorist, purposely to gain the trust and confidence of the people and foster effective partnership with the stakeholders in the maintenance of peace and order.

Five (5) families in each of the following 11 recipient barangays received the pairs of chicken for their livelihood; Brgy. Sabang, Brgy. Buenvista, Brgy. Bitaugan; Brgy. Baybay, Brgy. Day-asan; Brgy. Danawan, Brgy. Trinidad, Brgy. Quezon, Brgy. Sidlakan, Brgy. Zaragosa, and Brgy. Sugbay;



Beneficiaries of the “Manok Ko, Pangkabuhayan Mo” Chicken Dispersal Project of the Surigao City Police Station

JAIL MANAGEMENT

Due to the exemplary performance of the City BJMP especially in managing the jail facility and in protecting and safekeeping the 411 Persons with Deprived Liberty (PDLs) confined in the facility and 51 personnel, the City BJMP received the following awards during the celebration of the 25th BJMP Caraga Anniversary:

- Best City Jail of the Year (2019-2020)
- Best City Jail Warden (J/Clnsp Roberto Gotico MDR)
- Best Cultural Sports Officer (SJO3 Luz Loufel Daytoc)
- Best Custodial Officer (SJO1 Laurence S. Ortega)
- Best Escort Officer (SJO1 Sulpicio Gonzales)
- Best Para-legal Officer (JO1 Dante Sumaguila Jr.)
- Best Unit Jail Investigator Officer (JO1 Junry Anajao)
- Best Human Rights Action Officer (JO1 Alfredo Perez Jr.)
- Best Gate Keeper (JO1 Mardion Lambunao)
- Certificate of Recognition (JO1 Gerry Phil Arreza, Unit Liaison Officer)



Awarding of Certificates of Commendation to the Personnel of Surigao City Jail in recognition of the awards received during the 25th BJMP

With the aim of protecting lives against the spread of the Corona Virus, the City BJMP declared a lockdown of the City Jail in Barangay Silop starting in March of 2020.

All incoming supplies, goods and all kinds of items, as well as personnel, PDLs and all vehicles were required to go through proper disinfection protocol.



Various donations received from the City Government

With the donation of food items received from the city government, the City BJMP launched the “Lingaw Lingaw sa Tagmingaw: Sardinas Cook Off Challenge” among the PDLs. The activity served to bolster their spirits and protect their mental health. In addition, the City Jail also received disinfectants and medical supplies as well as barbed wire for the outside perimeter security.



Linaaw Linaaw sa Taaminaaw “Sardinas Cook Off Challenge”

In response to the request of the City BJMP, the city government issued Executive Order no. 45 for the Mandatory Testing of incoming and outgoing PDLs. The same EO also applied to BJMP personnel during their entry to the city every changing of the guards on a monthly lockdown duty scheme.



Enforcement of Executive Order 45

PAROLE AND PROBATION ADMINISTRATION

Referrals Received	Carry-over from 2019	Received in 2020	Total Cases handled	Completed	Percentage of accomplishment
Probation Investigation	24	133	157	110	71.42%
Parole Investigation	0	3	3	3	100
Total	24	136	160	113	70.62 %

The Surigao City Parole and Probation Office (PPO) handled 160 investigation referrals from January to December 2020, 80% of which were drug-related cases. Despite the limitations in manpower and the travel restrictions and lockdowns which affected the regular pacing of the fieldwork, the office managed to complete a 70.62% completion rate for its investigation caseload.

At the start of the year, the office supervised 123 probationers and parolees who were residents of the city. Then there were 98 new supervision referrals making a total of **221** supervision cases handled. 27 of the supervision caseload were dropped from the roll as their Final Reports , Transfers and Summary Reports were acted upon by the Courts and the Board of Pardons and Parole. 16 probationers successfully served their full term of supervision, hence terminated, while one (1) was granted an Early Termination by the Court. Meanwhile, three (3) parolees were granted Final Release and Discharge by the BPP. By the end of the year, the office had a total active supervision caseload of **194**, 18 of who were female while 176 were male and one (1) is a senior citizen with hearing impairment.

No supervision case was revoked this year, translating it to a **100%** success rate.

	START of the Year	RECEIVED	DROPPED	ACTIVE Supervision end of 2020
PROBATION	110	97	24	183
PAROLE	13	1	3	11
TOTAL	123	98	27	194

The CPPO continued to implement the three-pronged approach to crime prevention and treatment of offender with Restorative Justice as its Philosophical Foundation, Therapeutic Community as the treatment Modality and Volunteers as lead community resource.

Being a community-based correctional system, the Parole and Probation Administration implemented activities for its clients that adhered to its Harmonized Rehabilitation Program:

1. Therapeutic Community Modality (TC) which is a treatment modality,

2. Restorative Justice (RJ), which is its philosophical foundation, and

3. Volunteer Probation Assistants Program, which maximizes community members' participation in offender rehabilitation and crime prevention.



Despite the limitations caused by the pandemic, the PPO was able to conduct sessions for the Therapeutic Community during the first quarter and a few within the third and fourth quarters of the year. Reinforcing activities conducted to the clients included seminar in RA 9262, seminar-workshop on Entrepreneurial Mind Setting, Techno-Demo in Dishwashing Liquid making, both were conducted by the DTI, Lecture on COVID 19 and distribution of vitamins from the City Health Office, and an Orientation on the Social Welfare Programs that the clients can avail in this time of pandemic and distribution

of mosquito nets and blankets also from the City Social Welfare Office. A random drug testing was conducted to the clients and not one yielded positive drug test result.

While the clients were undergoing probation and parole, the PPO assisted to restore broken relationships as a result of the crimes that they have committed - relationship with their direct victims, relationship with their family, and relationships with the community. In line with this, 488 pre-encounter activities were initiated by the Parole Officers. Other forms of Restorative Justice processes were done after the pre-encounter such as the Victim-Offender Mediation (VOM) , Family or Group Conferencing and the Circle of Support (COS).

Community Work Service is the result of Conferencing and takes in the form of Citizenship and Civic Participation like involvement in barangay activities, cleanliness drive, health education, sports, crime prevention activities, intergenerational services like serving as frontliners in combating the spread of the pandemic in their respective barangays.

Surigao City PPO has been given a generous budgetary assistance from the local government of Surigao City that amounts to Php 400,000.00. The budget includes the one-year salary of one (1)

Job Order Personnel. The rest goes to travel expenses, trainings and office supplies and equipment. On top of this, two (2) more Job Order Personnel were assigned to this office whose budget for their one-year salaries come from the Office of the City Mayor.

Table 2.45
BJMP ESTIMATED GOVERNMENT SAVINGS

ESTIMATED GOVERNMENT SAVINGS	
Projected Government Gross savings (Total caseload : 221 x 70 x 365)	Php 5,646,550.00
Less : Annual Budgetary Assistance for Surigao City Parole and Probation Office from the LGU	Php 400,000.00
Net Government Savings	Php 5,246,550.00

Source: CPPO

Probation and Parole is not only about offender rehabilitation and crime prevention rather it is also generating savings for the government. For the Surigao City Parole and Probation Office, the 221 clients who were released on probation and parole would have cost the government a total of PhP 5,646,550.00 for the whole year had they been placed in prison. By placing them back in the community, this amount was turned into Savings for the government. Out of this gross savings, PhP 400,000.00 was allotted to the Surigao City Parole and Probation Office as annual budgetary assistance from the city government, thus leaving a net government savings of PhP 5,246,550.00 .



FIRE PREVENTION

The Surigao City Fire Station had a personnel strength of 76, which translated to a ratio of 1 fireman to 2,224 population. While this presented an improvement in the ratio of 1:2,860 population in 2019, there remained a gap in the manpower requirement considering that the standard ratio is 1 fireman to 2,000 population.

35 fire incidents were reported during the year, 14 of which were index fires or those with structural damage of more than P10,000 and 21 were non-index fires or those with structural damage of less than P10,000 and which also included non-structural fires such as grass fires, post fires and rubbish fires. The total damage was estimated at P6,322,500.00.

The Surigao City Fire Station inspected 4,816 buildings and establishments or 100% of the establishments certified by the Business Permits and Licensing Office (BPLO).

With the onset of the Covid-19 Pandemic and in adherence to its mission, the BFP performed various tasks in support and assistance to the Inter-Agency Task Force as member agency of the Response Cluster for Emerging and Re-Emerging Infectious Diseases (EREID) in order to ensure the safety of the Surigaonons against the global pandemic.

- **Establishment of DECONTAMINATION AREAS**

- Located at the PPA Port , Lipata Ferry Terminal and Barangay Luna
- manned by personnel from the Surigao City Central Fire Station, San Juan Fire Sub-Station and Fire Boat Sub Station.



- **Establishment of a CONTROL POINT in Barangay Nabago** manned by personnel from the Nabago Fire Sub-Station



Other Covid-19 RELATED ACTIVITIES:



*Attended series of meetings regarding OPLAN
AWAY COVID*



*Became an Active Member Of Surigao City
Contact Tracing Team*



*Established Contact Tracing
Online Form When Transacting
with SCFS*



*Initiated Online Daily Covid-19
Monitoring Form For All SCFS
Personnel*



Provided assistance to the DSWD in the distribution of SAP subsidies

Amid the COVID-19 (coronavirus) pandemic, the BFP struggled to maintain its regular operations while enacting policies and procedures to slow the spread of the virus and protect its personnel and the public.

The station conducted its **Oplan Ligtas na Pamayanan (OLP)** Program around the City. This program aims to continually educate the general public relative to Fire Prevention and its importance especially in this time of crisis.



OLP on the road



Provided assistance in the evacuation of some residents at Espina St., Barangay



Responded to a vehicular accident at Lower Libas,



Conducted search and rescue operation for a missing comrade

The renovation /repainting of Surigao city Fire station building made possible thru the initiative and effort of SFO4 Abel A Dubduban, OIC, SCFS with the support of the Regional Director



2.5.2 DISASTER RISK REDUCTION MANAGEMENT

The City Disaster Risk Reduction and Management Office (CDRRMO) sustained its commitment to prepare for any emergencies, both natural and man-made, save lives, prevent excessive sufferings, secure properties, minimize damages, initiate relief operations during disasters and calamities and to achieve rapid and durable recovery.

2020 was a challenging year due to the outbreak of COVID-19 virus on a global scale. In this the CDRRMO recognized the need to further strengthen the preparedness and responsiveness of partners to mitigate the effects of the pandemic.

As part of the Disaster Preparedness component, eight (8) Barangay LGUs actively participated in the five-day training on Barangay Resiliency on Disaster (BROD) conducted by the CDRRMO from January to March. These included Barangay Sabang and Mabua (January 19-23), Rizal and Togbongon (February 2-6), Cagniog and Taft (February 16-20) and Canlanipa and Washington (March 2-6). Furthermore, a training on Resiliency on Disaster was also conducted to the Reserved Philippine Navy Trainees and to Surigao Education Center.



Officials of Brgy. Lipata during the Training on BROD (left) and Simulation drill exercise in Brgy. Lipata

In the 1st quarter of 2020, a series of Earthquake Simulation Drills was conducted in the Surigao State College of Technology (SSCT), in the Department of Public Works and Highways (DPWH)-1st Engineering District, Surigao Doctor's Hospital and Barangay Lipata. The main goal of conducting simulation drills is to raise awareness and readiness of the people. And to further evaluate if the evacuation route plan is feasible especially during the occurrence of an earthquake.



Earthquake Simulation Drills conducted at the DPWH (left) and SSCT (right)

A Basic Life Support Training was also conducted for the personnel of the DPWH. The Basic Life Support (BLS) course is designed to provide a wide variety of healthcare professionals the ability to recognize several life-threatening emergencies, provide CPR, use an AED, and relieve choking in a safe, timely and effective manner. Also, it aims to equip the participants with basic knowledge, skills and attitude to perform with confidence basic life support techniques to save lives.



Basic Life Support training to selected DPWH employees

In preparation for the onslaught of Typhoon Vicky, which carried a maximum sustained wind of 45 kph and gustiness of up to 55 kph, the Emergency Operation Center (EOC) was activated on December 18, 2020, in order to evacuate residents who were in flood-prone areas. An Urban Search and Rescue was also conducted hours after the activation of the EOC. At the same time, the EOCs of several Barangays were also activated in order to closely monitor their areas.

A total of 278 individuals were evacuated from the hazard-prone areas in Barangay Washington, Taft and San Juan. 136 individuals were recorded as stranded passengers at the Lipata Pier Terminal and Eva Macapagal Pier Terminal due to Typhoon Vicky.

Towards the end of the year, a landslide incident was reported in Barangay Ipil due to the heavy rains. No casualties were reported and clearing operations were immediately conducted in the area by the CDRRMO and Barangay LGU of Ipil.



*Rescue teams evacuating residents during the heavy rains of Typhoon Vicky (right)
CDRRMO Team immediately responded in the Landslide incident in Brgy. Ipil (left)*

COVID-19 OPERATION



Above: Photo taken during the conduct of COVID-19 checkpoints in the entry/exit in the city
Below: The beneficiaries of Balik-Probinsya Program fetched by the CDRMO in Nasipit, Agusan Del Norte

To control the exposure of the Surigaonons from the COVID-19 virus, the CDRMO Response Team manned the entry and exit points of the city and undertook identity profiling and health monitoring for contact tracing purposes.

In support to the Balik-Probinsya Program, the city government assisted a total of 2,384 individuals, of which 1,850 were Locally Stranded Individuals (LSI), 111 were COVID-positive and 534 were Returning Overseas Filipino (ROF).



Ocular visits were conducted in the newly established City Quarantine Facility in Barangay Bonifacio to ensure that the facility was complying with Inter-Agency Task Force (IATF) protocols. COVID-IATF Coordination meetings were conducted regularly to address issues concerning to CoVid-19 protocols and guidelines. Barangay Isolation Units were regularly disinfected to prevent the spread of the virus.

Table 2.46

Balik-Probinsya Program

Number of Fetch/Assisted Individuals

MONTHS	LSI	ROF'S	CoVid-19 POSITIVE	TOTAL	TRANSPORT FROM HOSPITAL, CLOSE CONTACT TO QF & HQ
JULY	248		13	248	
AUGUST	316	339	17	655	
SEPTEMBER	841	70	33	911	
OCTOBER	242	51	48	293	70
NOVEMBER	185	60		245	90
DECEMBER	18	14		32	54
TOTAL	1,850	534	111	2,384	

Source: CDRMO

2.5.3 EMERGENCY RESPONSE SERVICE

The City Emergency Response Services (ERS) Unit, being the response and operational arm of the City Disaster Risk Reduction and Management Office (CDRRMO), sustained its services by responding to medical and trauma patients during emergencies that need medical assistance such as road accidents, fire incidents and evacuation during the occurrence of typhoons, flooding and landslides, and other medical support during the observance or hosting of special events, such as sports activities, simulation drills, city and barangay fiesta celebrations and other regional and national events.

In 2020, ERS responded to a total of 5,673 emergency calls, reflecting a significant decrease of 21% compared to the previous year. This included 1,328 obstetric cases, 389 vehicular accidents (of which 82% were male victims), and 235 cardiovascular attacks hypertension (45% male and 55% female). Others included cases of stabbing, hacking and shooting incidents.

The team also provided medical transport services mostly to Caraga Regional Hospital and private hospitals and other hospitals outside of Surigao city upon request.

3 ECONOMIC DEVELOPMENT

3.1 AGRICULTURE AND FISHERY DEVELOPMENT

The City Agriculture Office (CAO) endeavors to achieve food security and improve the living condition of the people of Surigao by tapping all possible resources for economic development and developing self-reliant farm families. This is in consonance with its mission statement “to uplift the quality of life in Surigao City by providing leadership on agriculture and fishery, based on efficient and effective agri-fishery extension services and community-based development and management”.

The year 2020 was a very challenging year with the COVID-19 pandemic putting pressure on the agriculture sector. Supply chain lockdowns and disruptions affected the flow of goods from farms to markets. Agricultural labor faced mobility issues, and the City Agriculture Office had to comply with the government’s stringent, but necessary, measures and protocols to control the spread of COVID-19 virus. Thus, extension services were restricted with a limited number of people allowed in meetings and interactions.

Although agricultural activities were permitted to continue during the quarantine imposed by the government, the City Agriculture Office did its best to ensure that both farmers and consumers had access to markets and fresh food. In coordination with the Regional Office of the Department of Agriculture, it facilitated the issuance of “**FOOD PASS**”, which allowed businesses engaged in the food supply movement, as well as producers, unhampered delivery of food products and commodities and agricultural inputs.

In 2020, the City Agriculture Office (CAO) sustained the implementation of the “Cluster Area Integrated Development Approach (CAIDA) as its strategy in delivering its products and services to the barangays. The CAIDA was an enhancement of the CAO’s deployment of Agricultural Extension Workers (AEW) in the field.

To complement its 2020 local budget appropriation of **Php31,417,781.00** under the General Fund and 20% Development Fund, the CAO sustained its fund sourcing from the Regional Office of the Department of Agriculture-Caraga; Agricultural Training Institute; Bureau of Fisheries and Aquatic Resources; and from other national line agencies. The office’s budget appropriation reflected a 25% increase compared to that of 2019, which was **Php25,161,803.00**.

Among the programs/projects implemented during the year were the **MASAGANANG ANI AT MATAAS NA KITA PROGRAM** (formerly Agri-Pinoy Program) of the Department of Agriculture and the **LOCALLY FUNDED AGRICULTURAL SUPPORT SERVICES**.

3.1.1 Masaganang Ani At Mataas Na Kita Program Formerly Agri-Pinoy Program:

The Department of Agriculture, in partnership with the Local Government Unit of Surigao City, pursued some initiatives to surmount the huge challenges particularly in ensuring continued supply of adequate food at reasonable prices to consumers during the pandemic. Adopting the battle cry “the threat of hunger is as real as the threat of COVID-19”, the Department of Agriculture-Regional Field Office (DA-RFO)-13 continued to provide the necessary support interventions not only to mitigate the effects of COVID-19 but also to ensure that agriculture and agri-based enterprises remained profitable and help spread the benefits of development to the poor.

The **Masaganang Ani at Mataas na Kita Program**, formerly known as Agri-Pinoy Program, continued to be the major source of funding for the projects of the City Agriculture Office. Support interventions provided during the year included quality seeds and planting materials, production facilities and postharvest equipment and machineries, extension support, training and education services, and other support systems for priority commodities to enhance productivity.

Provision of Seeds, Planting Materials and Farm Inputs

The DA launched its centerpiece initiative Agri-4Ps (Plant, Plant, Plant Program), also known as the “Ahon Lahat, Pagkaing Sapat Kontra Covid-19”. The Plant, Plant, Plant Program aimed to increase agri-fishery output through intensified use of quality seeds, appropriate inputs, modern technologies to increase levels of productivity across all commodities, and thus ensure food productivity, availability, accessibility and affordability amidst the threat of COVID-19 pandemic.

A. Rice

From the “Plant, Plant, Plant Program”, the City Agriculture Office was able to facilitate the implementation of various projects, to wit;

1. Expanded Survival and Recovery Assistance-COVID 19 Project (SURE Aid-COVID 19 Project)

This project offered working capital loans to Agri-Fishery micro and small enterprises (MSEs) and emergency and production requirement assistance to marginalized small farmers and fishers (MSFF) to continue operations amid the enhanced community quarantine. Under the DA–Agricultural Credit Policy Council (ACPC), farmers were able to borrow uncollateralized, zero-interest loans worth Php25,000.00 payable up to 10 years from designated banks.

A total of 71 rice farmers benefitted from the loan program amounting to a total of Php1,775,000.00 released through the project conduit banks in Surigao City.

2. Rice Resiliency Project-II (RRP-II)

The RRP-II ensured the availability of rice supply through increased local rice production during the 2020 wet season. This program had two (2) sub-projects, namely:

- a. Expanded Inbred Rice Production. This program involved the expanded distribution of inbred certified seeds to enhance production, coupled with inorganic fertilizer distribution. Under this sub-project, 1,215 bags of certified seeds and 2,430 bags of inorganic fertilizer were released to local rice farmers.
- b. Expanded Hybrid Inbred Production. This program was an intensified promotion of high-yield technology through distribution of hybrid rice seed and inorganic fertilizers. Under this sub-project, 840 bags of hybrid seeds and 2,520 bags of inorganic fertilizers were released to local rice farmers.

The following interventions were also provided by the RRP-II:

1. 1,250 bags inbred palay seeds
2. 916 bags of inorganic fertilizers
3. 340 half-gallons of Antica Foliar Fertilizers
4. 340 liters of liquid zinc
5. 40 kg of rodenticide



Acting City Agriculturist Ms. Hyde Villalba & City Councilor Joseph Joey Yuipco during the distribution of hybrid palay to farmer-beneficiaries of Brgy. Ipil, Surigao City.



Distribution of certified hybrid palay seeds to the recipient farmers from Brgy. Quezon, Surigao City.

The Department of Agriculture-Caraga enabled the City Agriculture Office to distribute to local farmers/cooperatives/ associations about 1,415 bags of certified/ registered / hybrid seeds amounting to Php2,126,000.00.

Meanwhile, the City Agriculture Office facilitated the loan application of farmers, including the preparation of documents and other requirements, either under the DA's Agricultural Competitiveness Enhancement Fund (ACEF) - Lending Program or the Rice Enhancement Competitive Fund (RCEF) - Lending Program, at Land Bank of the Philippines (LBP). Through the RCEF under its Rice Farmers Financial Assistance (RFFA) Program, the DA released to about 1,489 local rice farmers a total amount of Php7,445,000.00, of which Php5,000.00 financial assistance was given to each rice farmer tilling 0.5 to 2.0 hectares listed under the Registry System for Basic Sector in Agriculture (RSBSA) and affected by the drop of palay last cropping season. **Table 3.1** shows the DA-Funded Loans released to Surigao City farmers for CY 2020.

Table 3.1
DA-Funded Loans Released to Surigao City Farmers for CY 2020*

Loan Facility	No. of Recipients	Approved Amount (Php)
RCEF	1	40,920.00
ACEF	6	2,090,920.00
Total	7	2,131,840.00

*Source: LBP-Surigao City

B. Cassava and Corn

The CAO continued to promote the utilization and health benefits of corn grains and cassava tubers to help ease the pressure on rice demand in the city and achieve food sufficiency as well as generate jobs in the barangays.

A total of 100 bags of Open Pollinated Varieties (OPV) corn seeds and 20 bags of hybrid corn seeds were distributed benefitting a total of 80 farmer-recipients with an estimated total value of Php215,000.00.

C. High Value Crops Development Program (HVCDP)

The High-Value Crops Development Program (HVCDP) is one of the current focus commodities of the DA. This is part of the agricultural modernization of the country and it aims to tap the income potential of high value crops and for small holders to diversify and potentially alleviate poverty.

Through the HVCDP production support component of DA-RFO-13, the City Agriculture Office was able to distribute various commodities of seeds and planting materials to ten (10) recipient associations/cooperatives amounting to about Php318,000.00. **Table 3.2** shows the seeds/planting materials distributed to farmers under the HVCDP of DA-RFO-13 for CY-2020.

Table 3.2
Seeds/Planting Materials Distributed to Farmers under the HVCDP of DA-RFO-XIII
2020

Commodity	Unit of Measure	Quantity	Estimated Value (Php)
Soybean	Kilogram	200	20,000.00
Lowland Veg. Seeds	Kilogram	18	288,000.00
Adlay	Kilogram	100	10,000.00
Total			318,000.00

Source: City Agriculture Office, Surigao City

Through the ATI-RTC-13, the City Agriculture Office distributed vegetable gardening starter kits to 15 senior citizens and 20 vegetable growers under the Project: “Provision of Extension Support of Urban Gardening under HVCDP”, as follows:

1. assorted vegetable seeds
2. pots
3. seedling trays
4. working gloves
5. gardening sprinklers
6. vermicompost materials for fertilizer

A total of four (4) farmers were able to avail of the Php25,000.00 agricultural loan under the Expanded Survival and Recovery Assistance-COVID 19 Project (SURE Aid-COVID 19 Project).

Provision of Pre and Post-Harvest Production Facilities, Equipment and Machinery

Through the Masaganang Ani at Mataas na Kita Program for Rice, Corn, HVCC and Organic Agriculture, the City Agriculture Office provided a number of pre and post-harvest machineries/equipment to local farmers with an estimated total value of Php331,100.00. **Table 3.3** shows the distributed the Pre and Post-Harvest Machineries/Equipment in 2020.

Table 3.3
Distributed Pre and Post-Harvest Machineries/Equipment
2020

Machineries/Equipment	No. of Unit(s)	Cost (Php)	Recipient(s)
1. Vacuum Pack Sealer	1 unit	70,000.00	Panalong Magsasaka Farm Products Producers Association
2. Mini-Chainsaw	1 unit	30,000.00	Surigao City Mango Growers Association
3. Grass Cutter	2 units	50,000.00	Mat-I Cacao Growers Association Surigao United Farmers and Fisherfolks Association
4. Plastic Crates	125	87,500.00	Surigao City Vegetable Vendors and Growers Association
			Mat-I Cacao Growers Association
			Barangay San Pedro Farmers and Fisherfolk Association
			Mat-I Farmers Association
			Cagniog Vegetable Growers Association
5. Plastic Drum	5 pcs.	13,500.00	Barangay San Pedro Farmers and Fisherfolk Association
6. HDPE Pipe	1,000 m	50,000.00	Barangay San Pedro Farmers and Fisherfolk Association
7. Plastic Hose	5 rolls	12,500.00	Surigao City Organic Farming Advocates (SCOFA)
8. Shovel	6 pcs.	1,800.00	
9. Pick Mattock	6 pcs.	1,800.00	
10. Black Net	3 roll	7,500.00	
11. Rubber Boots	10 pairs	4,500.00	
12. Hat	10 pcs.	1,500.00	
13. Gloves	10 pcs.	500.00	
Total		P331,100.00	

Source: City Agriculture Office, Surigao City

Extension Support, Education and Training Services

The pandemic caused the cancellation of various trainings/seminars and the establishment of demo sites intended for upgrading of knowledge and skills, improve productivity and ultimately achieve welfare gains for Agricultural Extension Workers/farmers/fisherfolks/rural women and youth. However, the ATI-RTC-13 managed to provide the necessary materials in support to the development of the newly approved “Learning Site” at Barangay Mat-i with an estimated amount of Php150,000.00.

Provision of Livelihood Projects

Under the Organic Agriculture Program of DA-RFO-13, the CAO was able to deliver livelihood projects such as goat and native chicken production to five (5) local associations. **Table 3.4** shows the Goat and Native Chicken Production Project under the Organic Agriculture (OA) Program of DA in CY-2020.



(Left) Distribution of bucks and does to farmer-beneficiaries of Brgy. Cabongbongan; and (Middle) to the beneficiaries of Brgy. Lipata; (Right) Distribution of native chickens to the beneficiaries of Brgy. Mat-i.

Table 3.4
Goat and Native Chicken Production Project under the Organic Agriculture (OA) Program
CY-2020

Project Name	Project Package	Cost (Php)	Recipient Association
1. Goat Production	1 head buck & 5 heads doe	110,400.00	Cabongbongan Integrated Farmers Association
	1 head buck & 5 heads doe	110,400.00	Bagong Paraiso Farmers and Fisherfolk Association
Sub-Total		220,800.00	
2. Native Chicken Production	27 ready to lay pullets and 3 heads cockerel	18,000.00	Surigao Innovative Farmers and Advocates Association
	27 ready to lay pullets and 3 heads cockerel	18,000.00	Panalong Magsasaka Farm Products Producers Ass'n.
	27 ready to lay pullets and 3 heads cockerel	18,000.00	Brgy. Ipil Farmers Association
Sub-Total		54,000.00	
TOTAL		274,800.00	

Source: City Agriculture Office, Surigao City

Support for The Development of the Fishery Sector

Through the Bureau of Fisheries and Aquatic Resources (BFAR)-13, the City Agriculture Office provided assorted fishery interventions to fisherfolks with a total value of Php357,913.75. **Table 3.5** shows the BFAR-funded fishery interventions given to Surigao City for CY-2020.

Table 3.5
BFAR-Funded Fishery Interventions
2020

Interventions	Unit of Measure	No. of Unit	Total Cost (Php)
1. Gill Net	set	20	100,300.00
2. Hook and Line	unit	34	10,200.00
3. Seaweed Farm Implements	set	10	172,413.75
4. Seaweed Propagules	kilogram	5	75,000.00
5. Tilapia Fingerlings	pcs	5,000	10,000.00
Total			367,913.75

Source: City Agriculture Office, Surigao City



(From left to right pictures) Distribution of 5,000 pieces tilapia fingerlings to the beneficiaries of Brgy. Sukailang, courtesy of BFAR Surigao Norte; (Middle) Distribution of seaweed propagules to Brgy. Manjagao beneficiaries; Distribution of mudcrab fattening cages, bundles of floaters and rolls of nylon to fisherfolks from Brgys. San Isidro, Capalayan and Nabago.

Meanwhile, thru the financial assistance from BFAR Provincial Fishery Office of Surigao del Norte, fishery interventions such as: mudcrab flattening trays, bundles of floaters and rolls of nylon were distributed to fisherfolks at Barangay San Isidro, Capalayan and Nabago.

Under the DA's Agricultural Competitiveness Enhancement Fund (ACEF)-Lending Program at Land Bank of the Philippines (LBP), the CAO assisted one (1) fisherman to avail of a Php906,945.00 livelihood loan; and about 28 fisherfolks were assisted in availing of the loan extended under the DA's Expanded Survival and Recovery Assistance-COVID 19 Project (SURE Aid-COVID 19 Project) in the amount of Php25,000.00 each.

3.1.2 Locally Funded Agricultural Support Services/Programs and Projects

Crop Production Enhancement

a. General Technical Extension Support Services

Despite the threat of pandemic, the AEWs managed to provide assistance to farmers by identifying and finding/facilitating solutions on issues of production, farm management and marketing through exchanges of information, techniques, and methodologies. **Table 3.6** shows the delivered extension field services to various farmers in CY-2020.

Table 3.6
Field Extension Services Rendered and No. of Farmers Served
2020

Name of Services Extended	No. Farmers Served	Area Covered (ha.)
Cultural Management Practices	1,618	1,613
Pest Identification/Control	1,635	1,711
Disease Identification/Control	1,120	1,080
Nutrient Deficiency Identification/ Fertilizer Recommendation	812	930
Marketing Assistance	1,150	1,030

Source: City Agriculture Office, Surigao City



(Left) Island AEWs check on a cassava production area for potential expansion at Brgy. Aurora; (Middle) HVCDP Coordinator Desoloc and AEWs Almis and Paular monitoring of HVCDP production areas at Brgy. Mat-I; (Right) Island AEWs monitoring of agriculture production areas at Brgy. Cantiasay

Other Technical Extension Support Services

The emergence of the COVID-19 pandemic that disrupted food supply chains underpinned the importance of backyard gardening. The production of vegetables contributed to meeting household food needs and diversifying diets, while also generating farm income and helping meet the growing demand in the local market.



(Left) AEW Apronito V. Culminas demonstrates vegetable gardening to housewives at Brgy. San Juan; (Middle) City Seed Coordinator Amelita N. De La Cerna attaches certification tags to sacks of palay seeds produced by a local seed producer at Brgy. Serna; (Right) AEW Apronito V. Culminas demonstrates vegetable gardening to housewives at Brgy. San Juan.

Other support services extended were as follows:

1. Intensified Gulayan sa Barangay campaign;
2. Establishment of Urban Gardening Demonstration Center at the top of the SP Building which aimed to encourage those living in the urban areas to raise vegetables in pots and other containers in their respective houses;
3. Assisted in the processing and issuance of Food Lane Pass Slips to legitimate transporters of agricultural products allowing unhampered travel from any part in Caraga Region to Surigao City and vice-versa during the pandemic restrictions;
4. Assisted a total of 22 palay seed growers for the facilitation of certified produced seeds by DA-RFO-13, of which 1,473 bags of palay seeds had been certified and expected to increase with the release of the laboratory results of the palay seed samples submitted to DA RFO 13;
5. Reproduced assorted reading materials for the production of rice, corn and high value crops thru the Farmers Information and Technology Services (FITS) Center, of which a total of 225 pieces of IEC materials/flyers in various multi-media formats were distributed to farmers;

6. Facilitated the submission of pertinent documents for the Project: “Establishment of Modernized Urban Agriculture Facilities”. This Project is a package of Modern Agricultural Facility which composed of hydroponics system, agricultural greenhouse, and nursery with automated fertigation system. Its total project cost is about Three Million (Php3,000,000.00) Pesos which will be implemented on the 2nd quarter of 2021;
7. Continued the consolidation and updating of all relevant agriculture information including the agriculture sector basic data registered in the Registry System for Basic Sectors in Agriculture (RSBSA) of DA. This RSBSA is a registry form from the DA that serves as guidelines and basis for DA in providing government-funded services to farmers/fisherfolk, such as financial subsidiary and insurance. For CY-2020, a total of 3,200 farmers/fisherfolks were recorded/registered with the RSBSA.

Seeds/Planting Materials/Other Material Support Distribution



(Left) Honorable City Mayor Ernesto U. Matugas Jr. and Acting City Agriculturist Hyde S. Villalba during the opening of the Demonstration Center on Urban Gardening at the Rooftop of the SP Bldg., City Hall Compound; (Right) Honorable City Mayor Ernesto U. Matugas, Jr. and Hon. City Councilor Joseph Joey S. Yuipco lead the turn-over of the units of backpack sprayer held at the rooftop of SP Building.

The CAO distributed Php300,000.00 worth of assorted vegetable seeds to households/marginal farmers in support of the Gulayan sa Barangay Project. This is part of the initiative of the City Government to ensure local vegetable sufficiency level in the midst of the pandemic.

To ensure continuity of its material support distribution, the CAO worked closely with DA-RFO- 13 to facilitate the inclusion of LGU-Surigao City as one of the HVCDP seeds/planting materials/fertilizers recipients for CY2020. **Table 3.7** shows the interventions under the HVCDP Program of DA-RFO-13 for distribution on CY-2020.

Table 3.7
Interventions under the HVCDP Program of DA-RFO 13 for CY-2020
Surigao City

Interventions	Unit of Measure	Quantity	Total Cost (Php)
1. Seeds			
a. HVCDP			
• Lowland Vegetable	kilogram	4	32,000.00
2. Planting Materials			
• Cacao	piece	10,000	380,000.00
Total			412,000.00

Source: City Agriculture Office, Surigao City

Mechanical Services/Pre and Post-Harvest Machinery & Equipment

The CAO was able to tap funding from the Department of Labor and Employment (DOLE) for the implementation of the project: “Farm Tractor Rental Services” costing Php875,000.00, in which the recipient was the San Roque Farmers Association of Barangay San Roque.

Moreover, a donation of five (5) units of backpack sprayer were given to identified farmer-recipients.

The CAO was able to access funds from DA-RFO-13 for various machineries and equipment amounting to Php487,000.00, which is scheduled to be released in 2021.

Table 3.8
List of Machineries/Equipment Scheduled for Release in CY-2021 by DA-RFO-13

Machinery/Equipment	Unit of Measure	Quantity	Estimated Cost (Php)
1. Hand Tractor/Multi-Cultivator	Unit	1	250,000.00
2. Mini-Chainsaw	Unit	2	60,000.00
3. Grass Cutter	Unit	2	50,000.00
4. HDPE Pipe	Meter	2,000	100,000.00
5. Plastic Drum	Piece	10	27,000.00
Total			487,000.00

Source: City Agriculture Office, Surigao City

Infrastructure Support

a. Irrigation System Construction/Rehabilitation

In 2020, eight (8) irrigation systems were given a budget allocation of Php12,371,729.00. The actual construction and completion of these irrigation systems were undertaken by contract. **Table 3.9** shows the status of the irrigation system projects in 2020.

Table 3.9
Locally-Funded Construction/Repair/Rehabilitation of Irrigation Systems
2020

Name of Project	Budget Allocation (Php)	Remarks
Completion of Brgy. Trinidad Irrigation System (Phase II)	2,000,000.00	Completed
Completion of Brgy. Mat-I Irrigation System (Phase II)	2,000,000.00	Completed
Completion of So. Balibayon & Lumaban Rizal Irrigation System	1,650,000.00	Completed
Completion of So. Palhi & Dacuman Brgy. Ipil Irrigation System	1,550,000.00	Completed
Construction of Nabago Irrigation System	1,285,864.00	On-going
Completion of Danao Irrigation System (Phase II)	1,600,000.00	Completed
Construction of Mabini Irrigation System	1,000,000.00	Completed
Construction of Upper Sangay, Anomar Irrigation System	1,285,865.00	Completed
Total	12,371,729.00	

Source: City Agriculture Office, Surigao City

The National Irrigation Administration (NIA) - Surigao del Norte Provincial Office, allocated two (2) irrigation projects for Surigao City, to wit:

Table 3.10
NIA Funded Irrigation Projects for Surigao City
2020

Name of Project	Budget Allocation (Php)	Remarks
Repair of Capalayan Communal Irrigation System	5,470,000.00	40.23% Completed
Repair of Trinidad Communal Irrigation Project	2,000,000.00	85.63% Completed
Total	8,470,000.00	

Source: NIA, Surigao Del Norte



(Left) Portion of the repaired Capalayan CIS; and (Right) Portion of the repaired Trinidad CIP .

b. Farm to Market Roads (FMRs)

Recognizing the important contribution of farm to market roads in agricultural development, the CAO requested Secretary Wendel E. Avisado of the Department of Budget and Management for funding of the following six (6) access roads:



(From left to right pictures) Portions of the constructed irrigation systems at Brgy. Danao; Sitio Balibayon, Brgy. Rizal; Brgy. Mabini; and Brgy. Ipil, Surigao City.

Table 3.11
Proposed FMR Projects Submitted to DBM-National for Funding
 2020

Location of Proposed Access Road	Estimated Cost (Php)	Length of FMR (Km.)
Sitio Calipayan to So. Palhi	15,000,000.00	1.0
Sitio Kahoy to Sitio Palhi	15,000,000.00	1.0
Danao to Togbongon	72,000,000.00	3.0
Danao to Serna	75,000,000.00	3.5
Balibayon to Sitio Tunga-tunga	90,000,000.00	6.0
Anomar Proper to Sitio Bongso	27,000,000.00	1.8
Total	294,000,000.00	

Source: City Agriculture Office, Surigao City

c. Buildings

The City Agriculture Office was able to facilitate a supplemental budget appropriation for the completion of the CY-2018 carry-over project “Patis Processing Building” in Barangay Mabua in the amount of Php500,000.00.



The newly completed Patis Processing Building at Bray. Mabua, Surigao City.

Market Development Services

In response to the increase of prices of fish species in the first two (2) weeks of January, the City Agriculture Office coordinated with concerned agencies and facilitated the issuance and implementation of Executive Order No.5: “Regulating the Transport of Fish Species Landed in Surigao City to other Municipalities and Provinces until prices and supply of fish species are stable in the City Public Market.” Furthermore, the Office appeared before the Sangguniang Panlungsod to voice out its concern prior to the enactment of Ordinance No. 423, dated January 16, 2020 which amended Ordinance No. 338, series of 2012: An Ordinance Regulating the Distribution and Sale of Marine Products within the city and for other purposes. The Ordinance No. 423 added to the price ceiling of all marine products the amount of Forty Pesos (Php40.00) which was pending review and approval by the SP.

The CAO also sustained the price monitoring of agri-fishery commodities in the city’s public market on a daily basis to generate data for analysis as well as to ensure that prices of basic commodities are stable.



(Left to right pictures) CAO personnel conducting price monitoring of agricultural commodities.

Insurance

Agriculture is vulnerable to the unpredictability of nature. With agricultural production representing the major livelihood of many resource constrained farmers, the impact of force majeure or natural disasters and other agricultural risks cannot be taken lightly. The need to safeguard the interest of local farmers is therefore of paramount importance.

With the aforementioned consideration, the City Agriculture Office doubled its effort and worked closely with the Philippine Crop Insurance Corporation (PCIC) to facilitate insurance protection of farmers against losses arising from natural calamities, plant diseases and pest infestations of their palay and corn crops as well as other crops.

In collaboration with PCIC, re-orientation/briefings on PCIC programs were conducted in all mainland barangays of the city. A total of 4,576.85 hectares of production areas cultivated by 4,217 farmers were insured in the year 2020. The total indemnity claims released for Surigao City amounted to Php6,184,479.00. Refer to **Table 3.12**.



(Left) One of the crop insurance re-orientation briefing conducted by PCIC Staff at Brgy. Capalayan; (Middle) One of the farm validation for crop insurance registration conducted at Brgy. Poctoy. (Right) Farmer-beneficiaries awaiting the release of indemnity claims by PCIC conducted at the City Cultural Center, Surigao

Table 3.12
No. of PCIC Enrolled Farmers and No. of Hectares Insured Per Season
2020

Commodity	Enrolment	
	No. of Enrolled Farmers	Total Area Insured (ha.)
Rice	4,147	4,513.11
Corn	37	37.89
HVCDP	33	25.85
Total	4,217	4,576.85

Source: PCIC

Fishery Sector Development, Conservation and Protection

The City Agriculture Office's Fisheries Program continued to focus on rehabilitating and generating the city's fishery resources, protecting the viable production areas, and promoting environment-friendly and sustainable means of fish capture and fish farming.

As part of conservation and protection program, the CAO constructed and installed a total of thirty-five (35) units of artificial coral reefs in seven (7) island barangays as well as two (2) coastal mainland barangays of the city.

Also, the CAO was instrumental for the drafting and approval of Barangay Ordinances of Brgy. Lisondra, to wit;

1. Barangay Ordinance prohibiting the collection, harvesting, gathering and selling of abalone species in Barangay Lisondra; and
2. Barangay Ordinance regulating the use of trammel net (*pukot*) in fishing within the barangay waters of Barangay Lisondra;



Construction of artificial coral reefs at Brgy. Nabago, Surigao City.

In support to the initiatives of some barangay to establish fish sanctuaries, a barangay information drive on marine fish sanctuary was conducted at Barangay Zaragosa.

Together with BFAR-13, the CAO conducted underwater assessment activities in the proposed Marine Protected Areas (MPAs) in Barangay Nonoc and San Jose. The office also facilitated the issuance of Executive Order No. 51, series of 2020, which appointed 37 individuals as members of the City Bantay Dagat, to strengthen the enforcement of the laws of the sea and ensure the sustainability of the city's marine resources. Under its 20% Development Fund Budget for CY-2020, livelihood fishery projects were implemented by the City Agriculture Office as reflected in **Table 3.13**.

Table 3.13
**Fishery Projects Under the 20% Development Fund Budget
Implemented by the City Agriculture Office
2020**

Project	Cost (PhP)
1. Provision of Fishing Paraphernalia	
a. Gill net and accessories	500,000.00
b. Fish Pot	650,000.00
2. Aquasilviculture with mangrove reforestation	420,000.00
Total	1,750,000.00

Source: City Agriculture Office, Surigao City

3.2.3 Implementation of Special Fishery Projects

3.2.3.a Multi-Species Marine Hatchery Project-

The CAO negotiated for the purchase of a 5,566 square meter - lot for the establishment of a marine hatchery project in Sitio Looc, Punta Bilar. On November 6, 2020, the Sangguniang Panlungsod

issued SP Resolution No. 336-2020, which authorized the City Mayor to enter into a Deed of Conditional Sale with the lot owners.

Mariculture Park-

The Surigao City Mariculture Park was established pursuant to City Ordinance No. 279, series of 2008. It covered three (3) areas in Arellano District with an area of more than 500 hectares. However, only the area in Barangay Nabago was intensively developed with several private and government investors actively engaged in marine culture. In 2020, a total of 53 fish cages were operated by 29 individuals/associations as reflected in **Table 3.14**.

Meanwhile, the CAO pushed for the formulation of Comprehensive Mariculture Park Code by the Sangguiang Panlungsod so as to resolve different issues and concerns in the management of the Mariculture Park.

Table 3.14
Summary of Fish Cage Operations and corresponding Production at Nabago Mariculture Park
CY 2020

Type of Investor	No. of Person/Associations	No. of Cage	No. of Cage with Stock	Fish Species	Quantity of Stocks (Pcs.)
1. Government-Funded Associations	6	9	2	Bangus	35,000
2. Privately-Owned	9	25	16	Bangus	780,000
	14	19	7	Lobster	2,346
Total	29	53	25		

Source: City Agriculture Office, Surigao City

3.2.3.c Community Fish Landing Center (CFLC)-

In 2016, the City Government of Surigao was granted Php2.85 Million for the construction of a Community Fish Landing Center (CFLC) and Php150,000.00 for the conduct of institutional development trainings. The said CFLC was officially turned-over to the City Government in 2017. Though not yet officially turned-over to the recipient Fish Brokers Association, the City Government already gave the association the autonomy to manage the day-to-day operations of the said CFLC.

In 2020, an additional Php5.0 million was allocated for the construction of another CFLC sourced-out from the DIWA Party List thru the efforts of the Fish Brokers Association. The new CFLC was constructed as an extension of the first comprising of 12 stalls.



The newly constructed Community Fish Landing Center (CFLC) located at the seaboard portion of the City Hall Compound, Surigao City.



Left to right pictures: Turn-over of fish pots (bubo) materials to fisherfolks recipients conducted at the CFLC; (Middle) Among the fabricated fishpots (bubo) by recipient fisherfolks at Brgy. Nonoc; (Right) the Aquasilviculture project established at Brgy. Manjagao.

Rural Based Organization (RBO) & Cooperative Organizing, Strengthening and Development

The role of Rural-Based Organizations and Cooperatives in boosting community advancement is continuously recognized in the agriculture and fisheries sector. They serve as channels of the CAO to route development information and other resources required to improving living conditions in communities.

Despite the threat of COVID 19, the CAO was able to assist 66 RBO's and five (5) Cooperatives upon which many material interventions were channeled. The CAO also coordinated with ATI-RTC-13 for the approval of the application of Panalong MG Naturaleza Farm, based in Barangay Mat-I, as one of the agency's learning site. This will soon be one of the Centers of Learning for farmers/AEWs in the Caraga Region in the coming months.



The Mapawa Irrigator's Association, one of the assisted RBO's during its Re-organization meeting held at the Covered Court of Brgy. Mapawa.

3.1.3 DATA ON CROP AND FISHERY PRODUCTION

Records from the Philippine Statistics Authority (PSA) showed that Surigao City's rice production in 2020 was about 13,899.2 metric tons. This showed an increase of 3.7% compared against year 2019 of 13,402 metric tons. This is despite the decrease of the harvested area by 1.3% from 4,089.9 hectares in 2019 to 4,037.8 hectares in 2020. Meanwhile, corn production recorded about 338.0 metric tons or an increase of about 9% compared against year 2019 of 310.0 metric tons. This was attributed to the increased harvested area of about 5%. **Table 3.15** shows the comparative rice and corn production from year 2017 to 2020.

Table 3.15
Comparative Data on Rice and Corn Production
2016-2020

Commodity	CY 2017		CY 2018		CY 2019		CY 2020	
	Area (ha)	Production (m.t.)	Area (ha)	Production (m.t.)	Area (ha)	Production (m.t.)	Area (ha)	Production (m.t.)
Rice	3,581.4	10,511.8	3,937.0	12,386.8	4,089.9	13,402.0	4,037.8	13,899.2
Corn	112.0	179.0	130.0	209.2	154.4	310.0	162.4	338.0

338.0 Source: Philippine Statistics Authority, Surigao City

Moreover, Surigao City's total fishery production in 2020 was about 4,441.09 metric tons, showing a 9% decline as against 4,857.22 metric tons in 2019. The commercial fishery production recorded a total of 498.63 metric tons, which contributed a decrease of 7%; the marine fishery production recorded a total of 3,722.61 metric tons which also contributed the decrease by 9%; the inland production is about 115.15 metric tons, which decreased by 19%. The aquaculture production was about 109.90 metric tons which also decreased by 5%. **Table 3.16** shows the annual fishery production and the percent increase/decrease between CY-2019 and 2020; while **Table 3.17** shows the comparative fishery production from CY-2015 to 2020.

Table 3.16
Annual Fishery Production and Percent Increase/Decrease
2019-2020

Commodity	Production (m.t.)		Difference (m.t.)	% Increase / (Decrease)
	2019	2020		
Commercial	533.81	498.63	(35.18)	(6.59%)
Municipal				
Marine	4,072.52	3,722.61	(349.91)	(8.59%)
Inland	141.49	115.15	(26.34)	(18.62%)
Aquaculture	109.90	104.70	(5.2)	(4.73%)
TOTAL	4,857.22	4,441.09	(416.13)	(8.57%)

Source: Philippine Statistics Authority, Surigao City

Table 3.17
Comparative Fishery Production
2015-2020

Commodity	Production (m.t.)					
	2015	2016	2017	2018	2019	2020
Commercial	646.26	578.82	640.43	644.54	533.81	498.63
Municipal						
Marine	6,862.86	5,355.80	4,856.83	4,823.49	4,072.52	3,722.61
Inland	153.80	215.04	144.74	148.49	141.49	115.15
Aquaculture	309.20	68.31	66.65	106.32	109.90	104.70
TOTAL	7,972.12	6,217.97	5,708.22	5,722.84	4,857.22	4,441.09

Source: Philippine Statistics Authority-Fisheries Production Survey

3.1.4 COCONUT INDUSTRY DEVELOPMENT

The Philippines Coconut Authority (PCA) is the sole government agency that is tasked to develop the industry to its full potential in line with the new vision of a united, globally competitive and efficient coconut industry. It is mandated to promote the rapid integrated development and growth of the coconut and other palm industry in all its aspects and to ensure that the coconut farmers become direct participants in, and beneficiaries of, such development and growth. Its mission is to ensure the development and implementation of high value programs for the coconut and other palm oil industry carried out in transparent, responsible, and accountable manner and with utmost degree of professionalism and effectiveness.

In 2020, PCA sustained the implementation of its Participatory Coconut Planting Project (PCPP) as response to the COVID-19 pandemic which involved giving of cash incentive to qualified farmer-participants who have successfully produced, transplanted and stabilized good seedlings on the ground. The Phase-1 covered Php18.00 for every seednut produced and grown in the nursery to at least 1-foot tall with fully developed leaves, while the Phase-2 covered Php22.00 for every seedling transplanted and stabilized on the ground. **Table 3.18** shows the data on Participatory Coconut Planting Project for Surigao City barangays in 2020.

Table 3.18
Participatory Coconut Planting Project (PCPP)
2020

NAME OF BARANGAY	TARGET AREA (has.)	NO. OF FARMER PARTICIPANTS	NO. OF SEEDNUT SOWN	NO. OF SEEDNUTS GERMINATED	NO. OF GOOD SEEDLINGS @ 1 FT TALL
Cagniog	25.0	48	3,750	3,000	2,800
Danao	0.5	1	75	60	56
Poctoy	15.0	15	2,250	1,800	1,680
Rizal	1.0	1	150	120	112
San Roque	35.5	36	5,325	4,260	3,976
Trinidad	1.0	2	150	120	112
Total	78.0	64	11,700	9,360	8,736

Source: Philippines Coconut Authority, Surigao del Norte

PCA also sustained its Indigenous People Outreach Program (IPOP), which involved 2,500 coconut trees being stabilized and the giving of incentives at Php20.00 per good seedling for a total of Php50,000.00 benefiting 17 local farmers. Refer to Table-19.



Table 3.19
Indigenous People Outreach Program (IPOP)
Surigao City
2020

BARANGAY	NO. OF STABILIZED TREES	NO. OF FARMER BENEFICIARIES	INCENTIVES RECEIVED @ (Php 20.00 per Good Seedlings)
Tagbasingan, Brgy. Mat-I	2,500	17	50,000

Source: Philippines Coconut Authority, Surigao del Norte

Table 3.20 shows the PCA's Coconut Fertilization Project implemented at Barangay Mat-i.

Table 3.20
Coconut Fertilization Project
Surigao City
2020

BARANGAY	AS(bags)-Target	KCI(bags)-Target	CCBOF(bags)-Target	AS(bags)-Accomplishment	KCI (bags) Accomplishment	CCBOF (bags) Accomplishment	REMARKS
Brgy. Mat-I	84	112	280	84	112	280	AS and KCI were already delivered; while the CCBOF is not yet delivered
Total	168	224	280	168	224	280	

Source: Philippines Coconut Authority, Surigao del Norte

Table 3.21 shows the PCA's **KAANIB ENTERPRISE DEVELOPMENT PROJECT (KEDP)** implemented in Barangay Poctoy, Capalayn and Cagniog.

Table 3.21
Status of PCA's KANIB Enterprise Development Projects (KEDP)
Surigao City
2020

KEDP Site / Beneficiaries	Name of Project	Status / Remarks
POCTOY CFO, Brgy. Poctoy	Ice cream making	
RICPROCO, Brgy. Capalayan	Organic Production	Operational
	Coco Sugar Production (Radiated to Brgy. Mat-i)	Not Operational
CAGNIOG CFO, Brgy. Cagniog	Organic Production	Radiated to Brgy. Sukailang, Surigao City
	Coco Coir Processing	Radiated to CLACOFARMCO
	Livestock Dispersal (carabao)	4 heads and 3 off springs

Source: Philippines Coconut Authority, Surigao del Norte

PCA's Seed Farm Development Project was sustained at Barangay Sukailang with the operation of the seed-nuts / coconut seedling nursery. About 3,925 coconut seedlings / seednuts of various types/variety were stocked at the said nursery.



(Left) The delivered sacks of Ammonium Sulfate (AS) and Potassium Chloride (KCl) for distribution to farmer-beneficiaries; Middle & Right) PCA's Coconut Seednuts Nursery operated at Brgy. Sukailang, Surigao City.

3.2 LIVESTOCK DEVELOPMENT

3.2.1. ANIMAL HEALTH PREVENTION AND DISEASE CONTROL PROGRAM

Prevention and control of the spread of various economically significant diseases that greatly influence the development and progress of livestock and poultry industry in the city is the ultimate goal of this program. Different activities had been conducted like animal vaccination against hemorrhagic septicemia to ruminants (Carabao, Cattle and Goat), vaccination against Hog Cholera for pigs, NCD and Fowl Pox for Poultry, animal consultation, treatment, vitamins supplementation, deworming, routine laboratory examination and other related veterinary health care services.

2020 was a very challenging year for livestock and poultry industry especially the swine sector considering the confirmed outbreak of African Swine Fever (ASF) in Luzon and some regions in Mindanao compounded by the threat brought by the COVID 19 pandemic. As a frontline entity, various activities were scheduled like massive vaccination and deworming in the barangay (Serbisyong Panghayupan sa Barangay), routine surveillance and monitoring through blood sampling and examination against SURRA and Caprine arthritis encephalitis (CAE) virus and other veterinary health care services including the conduct of livestock and poultry seminar in various barangays. However, the imposition of various community quarantine and lockdowns for several months resulted to disruptions in the scheduled activities in the barangays.

1.1 LIVESTOCK VACCINATION

Despite the pandemic, the City Veterinary Office (CVO) sustained its massive livestock vaccination and monitoring in the barangays to control and totally eliminate various common diseases as well as those emerging zoonotic diseases of animals.

A total of 19,164 livestock and poultry were vaccinated benefiting 3,210 farmers. While this reflected an accomplishment rate of 115.85% accomplishment based on the target of 16,542, it also represented a 29% decrease compared to the 26,992 vaccinations in 2019. However, the benefited farmers also increased by 39% compared to the previous year.

Of the livestock vaccinated, about 1,684 heads of ruminants were vaccinated against Hemorrhagic Septicemia or a 109.21% accomplishment rate based on the target of 1,542. Vaccinations in ruminants decreased by 33% compared to 2019 of 2,235 heads. In swine, a total of 4,115 heads were vaccinated against Hog Cholera or 117.57% accomplishment but 14% less compared to 2019 of 4,769 vaccinations.

Table 3.22 shows the annual accomplishment data on livestock and poultry vaccination for CY-2020.

Table 3.22
Annual Accomplishment Data on Livestock and Poultry Vaccination
2020

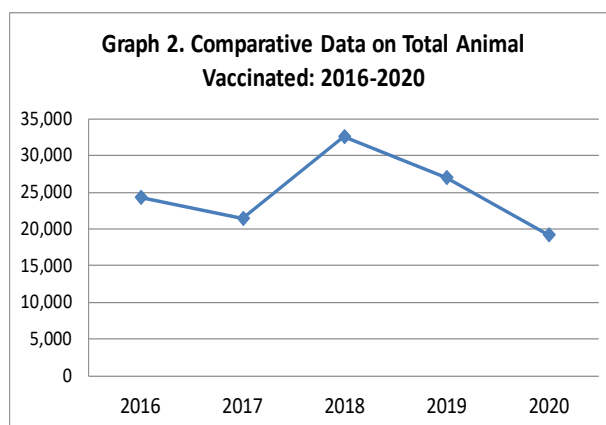
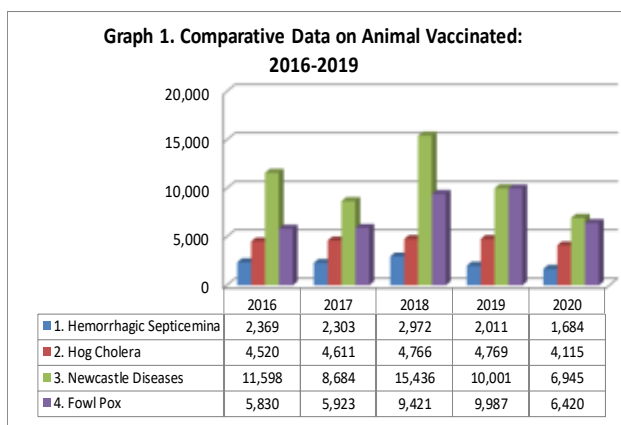
Vaccination	Target	Annual Accomplishment	% Accomplishment
1. Hemorrhagic Septicemia			
-CARABAO	854	936	106.90%
-CATTLE	288	325	112.85%
-SHEEP/GOAT	400	423	105.75%
Total-	1,542	1,684	109.21%
2. Hog Cholera			
-SWINE	3,500	4,115	117.57%
3. New Castle Disease			
-POULTRY	6,000	6,945	115.75%
4. Fowl Pox			
- POULTRY	5,500	6,420	116.73%
Total Animal Vaccinated	16,542	19,164	115.85%
Total Farmer Benefited	2,799	3,210	114.68%
No. of Barangay served	52	52	100.00%

Source: City Veterinary Office, Surigao City

Table 3.23
Comparative Data on Livestock and Poultry Vaccination
2014-2020

Vaccination Program	YEAR						2020
	2014	2015	2016	2017	2018	2019	
1. Hemorrhagic Septicemia							
-Carabao	1,066	1,086	1,102	1,105	1,958	1,217	936
-Cattle	590	593	609	611	511	513	325
-Goat/Sheep	640	658	658	587	503	505	423
2. Hog Cholera							
-Swine	4,085	4,334	4,520	4,611	4,766	4,769	4,115
3. New Castle Disease							
-Poultry	15,427	13,223	11,598	8,684	15,436	10,001	6,945
4. Fowl Pox							
-Poultry	-	5,765	5,530	5,923	9,421	9,987	6,420
Total Number of Animals Vaccinated	21,808	25,659	24,017	21,521	32,595	26,992	19,164

Source: City Veterinary Office, Surigao City



Based on the comparative data on livestock and poultry vaccination shown in **Table 3.23**, vaccinations decreased by 29% compared to the previous year. Based on the comparative data shown in Graphs 1 and 2, the number of animals vaccinated in 2020 was at its lowest over a five (5) year period. This was attributed to the COVID-19 pandemic, wherein the schedule of various livestock activities and barangay visitation and purchase of vaccines were postponed due to the imposition of lockdowns in several barangays, community quarantine, travel restriction from one barangay to another and strict imposition of social distancing. In spite of the situation, the CVO found ways to conduct vaccination in livestock animals to ensure protection against common livestock diseases.



Veterinarian and Veterinary Technician performing vaccination during the Serbisyong Panghayupan sa baranaav.

1.2 LIVESTOCK DEWORMING

Massive animal deworming is regularly conducted in the barangay to control or eliminate the level of parasitic infestation on companion, draft or breeding animals in order not to compromise the health of the animal.

In 2020, a total of 2,111 animals were dewormed against Fascioliasis (carabao, cattle and goat) and 14,853 of animals were given dewormer against Ascariasis (swine, poultry and dog) benefiting a total of 1,478 farmers. Table-24 shows the CY-2020 annual accomplishment data on livestock deworming services.

Table 3.24
Annual Accomplishment Data on Livestock Deworming
2020

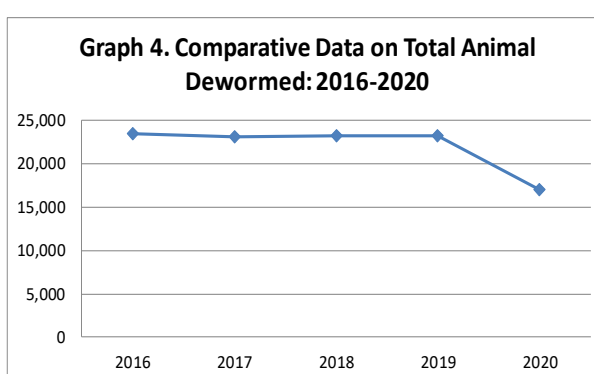
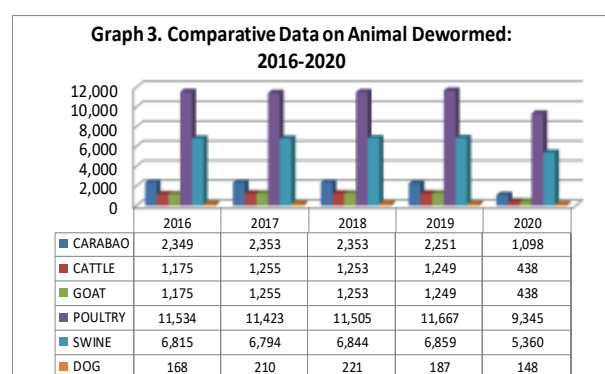
Deworming	Target	Annual Accomplishment	% Accomplishment
Animal Dewormed			
-CARABAO	950	1,098	115.58%
-CATTLE	395	438	110.89%
-GOAT/SHEEP	500	575	115.00%
-SWINE	4,500	5,360	119.11%
-POULTRY	8,000	9,345	116.81%
-DOG	125	148	118.40%
Total animal dewormed	14,470	16,964	117.24%
Total farmers benefited	1,341	1,478	110.22%
No. of barangay served	54	54	100%

Source: City Veterinary Office, Surigao City

Table 3.25
Comparative Data on Livestock Deworming
2014-2020

Livestock Deworming	Year						
	2014	2015	2016	2017	2018	2019	2020
Against Fascioliasis							
a. Carabao	2,262	2,512	2,349	2,353	2,353	2,251	1,098
b. Cattle	1,207	1,142	1,175	1,255	1,255	1,249	438
c. Goat/Sheep	1,312	1,363	1,411	1,055	1,041	1,041	575
Sub-total	4,781	5,017	4,935	4,663	4,649	4,541	2,111
Against Ascariasis							
a. Swine	6,082	6,720	6,815	6,794	6,844	6,859	5,360
b. Poultry	6,680	10,520	11,534	11,423	11,505	11,667	9,345
c. Dog	112	138	168	210	221	187	148
Sub-total	12,874	17,378	18,517	18,427	18,750	7,046	14,853
Total Animal Dewormed	17,655	22,395	23,452	23,090	23,219	23,255	16,964

Source: City Veterinary Office, Surigao City



Based on five (5) years comparative data, the number of total animals dewormed in 2020 was lower compared to previous years since the CVO technicians only conducted the first round of deworming activities. The follow-up deworming activities were discontinued due to restrictions.

1.3 ANIMAL TREATMENT

Diseases affecting livestock caused enormous financial loss due to decrease in supply and production. Preventive measures consisted of proper vaccination support as well as on-site vigilance of animal diseases and prompt diagnosis, isolation and treatment.

With the outbreak of the “African Swine Fever” (ASF), which affected the swine industry in the Luzon area sometime in 2019, and in Mindanao in 2020, the City Government of Surigao through the CVO, and other related national government agencies, strictly implemented precautionary measures to prevent and control the entry of such disease in the city.

The CVO continued its monitoring and surveillance of livestock problems in the barangays and imposed strict quarantine measure particularly on pass-over livestock carrier vehicles going to Visayas and Luzon via Lipata Port to ensure that ASF will not affect the backyard swine industry. In 2020, there were no reported cases of major disease outbreak affecting the local livestock.

About 1,849 animals showing common respiratory and digestive illness were treated, an increase of 34% compared to 2019 of 1,378 and a 105.82% accomplishment rate based on the actual target of 1,815. A total of 582 farmers benefitted from the animal treatment activity which is about 65.14% accomplishment compared against the actual target of 550 farmers.

Table 3.26 shows the annual accomplishment data on livestock treatment; while **Table 3.27** shows the comparative data on livestock treatment from year 2014 to 2020.

Table 3.26
Annual Accomplishment Data on Livestock Treatment
2020

Treatment Services	Target	Annual Accomplishment	% Accomplishment
Animals treated			
-CARABAO	150	110	73.33%
-CATTLE	60	46	76.67%
-GOAT/SHEEP	55	42	76.36%
-POULTRY	900	919	102.11%
-SWINE	500	516	103.20%
-DOG	150	221	144.00%
Total animal treated	1,815	1,849	105.82%
Total farmer benefitted	550	582	65.14%

Source: City Veterinary Office, Surigao City

Table 3.27
Comparative Data on Livestock Treatment
 2014-2020

Livestock Treatment	Year						
	2014	2015	2016	2017	2018	2019	2020
a. Carabao	53	33	23	40	77	86	110
b. Cattle	30	21	15	21	60	40	46
c. Goat/Sheep	30	14	8	127	42	45	42
d. Swine	205	268	317	223	395	778	919
e. Poultry	100	64	189	260	345	208	516
f. Dog	94	184	155	138	272	221	221
Total Animal Treated	512	594	707	809	1,192	1,378	1,849

Source: City Veterinary Office, Surigao City



Veterinary personnel administering immediate medication to livestock animals.

1.4 DISEASE DIAGNOSTICS/LABORATORY SERVICES

The City Veterinary Office sustained its disease surveillance and monitoring through blood sampling and examination to strengthen early detection and eradication of infectious agent like SURRA, CAE and other blood parasites affecting livestock in the city barangays. In 2020, out of 165 samples collected, 80 samples tested positive for SURRA and as a preventive and precautionary measure to prevent spread of infection, the affected animals were immediately given appropriate medication. **Table 3.28** shows the annual accomplishment data on blood collection/examination on livestock animals for CY-2020.



Veterinary personnel conducted routine blood sampling collection to determine occurrence of SURRA, CAE, and other disease in livestock.

Table 3.28
Annual Accomplishment Data on Blood Collection/Examination on Livestock Animals
 2020

Laboratory Surveillance	Target	Annual Accomplishment	% Accomplishment
1. No. of blood sample collected/ extracted			
-CARABAO	100	105	105.00%
-CATTLE	60	72	120.00%
2. No. of samples examined and confirmed (+)			
-CARABAO	65	35	69.23%
-CATTLE	40	15	60.00%
3. No. of Farmers Benefited			
-CARABAO	90	98	108.89%
-CATTLE	50	56	112.00%

Source: City Veterinary Office, Surigao City

1.5 RABIES ERADICATION AND STRAY DOG CONTROL

The City Government, thru the CVO, sustained the Rabies Eradication and Stray Dog Control Program. The control on animal and human rabies eradication needs unified efforts between various government agencies and Non-government agencies. Rabies remains a public health problem in the country today and dogs remain the principal reservoir of rabies.

Different strategies were scheduled and planned to address greater number of dog bites per day and to eliminate the spread of rabies attributed to dog bites. The strategies comprised of massive dog/cat rabies vaccination, animal registration, intensive dog impounding operation, IEC campaign to increase awareness on rabies and responsible pet ownership, dog population control through spay and neuter activities. However due to the COVID 19 pandemic, not all the scheduled activities were conducted as planned.

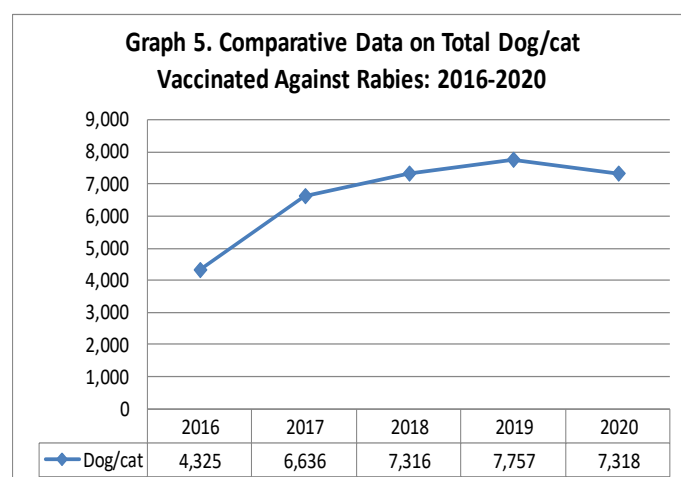
A total of 7,318 dogs and cats were vaccinated benefitting 4,615 pet owners. The rabies vaccination in the barangays was conducted by the city's veterinary technicians with the support of the trained Veterinary Barangay Animal Health Workers. Moreover, CVO was able to register a total of 2,363 dogs and cats in the city in compliance to City Ordinance 374 series of 2014.

As part of the continued monitoring, surveillance and for confirmation, the CVO submitted a total of 35 heads of dog from the city pound and from private veterinary clinics. Out of 35 samples, none of the samples tested positive for rabies. **Table 3.29** shows the annual accomplishment data on rabies eradication and stray dog control for CY-2020.

Table 3.29
Annual Accomplishment Data on Rabies Vaccination, Eradication and Stray Dog Control
2020

Rabies Vaccination	Target	Annual Accomplishment	% Accomplishment
RABIES VACCINATION			
1. Dog/Cat Rabies Vaccination			
- no. of dogs/cats vaccinated	7,000	7,318	104.54%
- no. of clientele beneficiaries	4,380	4,615	105.37%
- no. of barangay served	54	54	100.00%
2. House to House Dog/Cat Registration			
- no. of dogs/cats registered	1,800	2,363	131.28%
STRAY DOG CONTROL			
1. Dog Impounding			
- no. of stray dogs impounded	300	375	125.00%
- no. of dogs claimed	40	57	142.50%
- no. of dogs adopted	15	23	153.33%
- no of dogs euthanized	245	295	120.41%
2. Dog / Cat Neutering			
- no. of dogs/cat castrated	50	54	108.00%
- no. of dogs/cat spayed	10	4	40.00%
3. Rabies Laboratory Examination			
- no. of samples submitted	30	35	116.67%
- no. of samples confirmed (+)	10	0	0.00%

Source: City Veterinary Office, Surigao City



Based on Graph-5, rabies vaccination on dogs and cats in 2020 slightly decreased as compared to 2019 but still higher as compared to other years (2016-2018). The number of animals vaccinated against rabies was still significant considering the limited movement of people from one barangay to another and the various lockdowns implemented.

Table 3.30 shows the comparative data on rabies vaccination and registration from CY-2014 to 2020.

Table 3.30
Comparative Data on Rabies Vaccination and Registration
 2014-2020

Particulars	Year						
	2014	2015	2016	2017	2018	2019	2020
Rabies Vaccination	5,307	3,991	4,325	6,636	7,316	7,757	7,318
Dogs/Cat registration	2,362	1,980	1,219	1,400	1,394	2,288	2,363

Source: City Veterinary Office, Surigao City



Veterinary personnel in action during massive rabies vaccination in the barangays.

Intensive impounding operation through catching of stray dogs/cats in the city showed a higher number of stray dogs impounded in 2020 as compared to 2019, wherein a total of 375 stray dogs were impounded. Out of 375 dogs, 57 dogs were claimed, 23 were adopted and the rest were euthanized and randomly submitted their head sample to the Regional Animal Disease Diagnostic Laboratory (RADDL) for rabies examination. None of the samples submitted tested positive for rabies. The increased number of animal impounded was attributed to the presence of trained dog catchers in the barangays.

The CVO sustained its surgical dog/cat castration services, free of charge, to control dog population in the city as well as to reduce the number of stray dogs that may cause the of spread of rabies. In 2020, a total of 54 male dogs were castrated and four (4) female dogs were spayed.



(Top) The newly constructed City Dog Pound Facility located at Barangay Silop (Left) Trained dog catchers from Barangay Talisay; (Right) Trained dog catchers from Brgy. Libuac hauled the impounded dogs going to the City Dog Pound Facility at Brgy. Silop; (Right) Trained dog catchers conducting dog impounding at Brgy. Canlanipa.



Veterinary technicians conducting surgical dog/cat castration.

On dog registration and rabies fee collection, CVO collected a total of Php305,600.00 in 2020, which reflected a 15% increase compared to the collection of Php266,700.00 in 2019. **Table 3.31** shows the CY-2020 annual accomplishment data on rabies fees collection and dog registration; while **Table 3.32** shows the comparative data on rabies fees collection and dog registration from CY-2015 to 2020.

Table 3.31
Annual Accomplishment Data on Rabies Fees Collection and Dog/Cat Registration
2020

Rabies Fees Collected (City Ordinance #374)	Target (Php)	Annual Accomplishment (Php)	% Accomplishment
1. Dog Registration Fee	180,000.00	233,300.00	129.61%
2. Dog Impounding Fee	20,000.00	31,200.00	156.00%
3. Other Fees (Veterinary Health Certificate)	40,000.00	41,100.00	102.75%
Total Fees Collected	240,000.00	305,600.00	127.33%

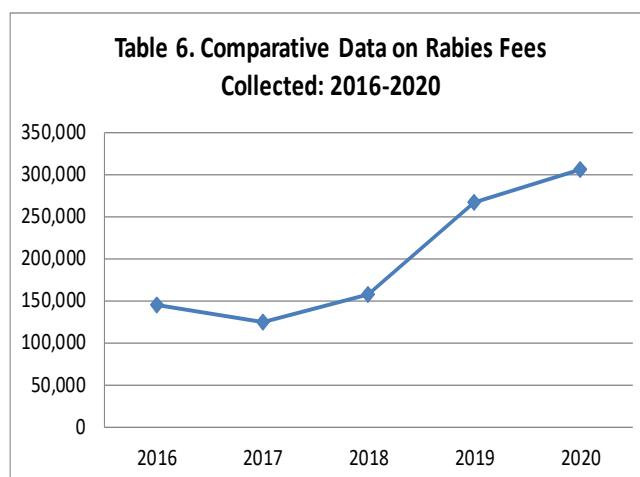
Source: City Veterinary Office, Surigao City

Table 3.32
Comparative Data on Rabies Fees Collection and Dog/Cat Registration
2015-2020

Rabies Fees Collected	Year					
	2015	2016	2017	2018	2019	2020
1. Dog Registration Fee	138,460.00	121,900.00	140,000.00	139,400.00	288,100.00	233,300.00
2. Dog Impounding Fee	30.00	600.00	120.00	2,830.00	8,500.00	31,200.00
3. Penalty to Violators	400.00	2,800.00	1,400.00	3,200.00	-	-
4. Other Fees (Veterinary Health Certificate)	400.00	00.00	00.00	11,300.00	30,100.00	40,000.00
Total Fees Collected	139,290.00	125,300.00	141,520.00	156,730.00	326,700.00	240,000.00

Source: City Veterinary Office, Surigao City

Graph-6 shows the comparative data on fees collected from CY-2016 to 2020. It shows that fees collected through dog registration, dog impounding and other fees increased since 2017 to 2020. On the other hand, the CY2020 fees collected on veterinary certificate marked the highest increase compared in previous years. This was attributed to the issuance of a Veterinary Health Permit as a requisite for the issuance of shipping permit as provided under the Memorandum Order issued by the National Veterinary Quarantine Services.



1.5 OTHER VETERINARY EXTENSION SERVICES

As a continuing support to the marginal farmers, various veterinary extension services such as proper herd management, vitamins and mineral supplementation, animal castration, farm family supervision and daily animal consultation were extended to improve animal health and well-being.

Table 3.33 shows the annual data on the other veterinary support services for CY-2020.

Table 3.33
Annual Accomplishment Data on Other Veterinary Support Services
2020

Other Veterinary Support Services	Target	Annual Accomplishment	% Accomplishment
1. Animal castration			
- no. of animal castrated	680	775	113.97%
- no. of farmers benefited	136	149	109.56%
2. Iron injection			
- no. of piglets injected with iron	1,580	1,837	116.27%
- no. of farmers benefited	158	174	110.13%
3. Vitamins supplementation			
- CARABAO	120	166	138.33%
- CATTLE	148	148	100.00%
- GOAT/SHEEP	87	87	100.00%
- SWINE	1,630	2,104	129.08%
- POULTRY	3,605	1,731	112.29%
- DOG	140	145	103.57%
- no. of farmers benefited	420	525	125.00%
4. Animal Consultation			
- no. of consultation	1,760	2,098	119.20%
5. Farm Families Supervised			
- no. of farm family supervised	25	32	128.00%

Source: City Veterinary Office, Surigao City

3.2.2. ANIMAL PRODUCTION PROGRAM

Livestock and poultry production not only provides food but is also a vital source of employment and draft power. With the increasing population in the city, the demand for livestock and poultry products is also increasing yet there are challenges in fulfilling these demands.

The City Veterinary Office stepped-up its efforts to increase livestock production by upgrading the genetic quality of local stocks and proper nutrition to meet the local food demand.

Under this program, three (3) approaches were adopted to increase animal production in the city: Animal dispersal/re-dispersal through infusion of quality breeder stock; artificial insemination and natural breeding; and forage and pasture development that cater to local livestock and poultry raisers to address poverty as well as boost the city's economy in terms of livestock production.

ARTIFICIAL INSEMINATION (AI) SERVICES

Artificial Insemination (AI) either in carabao, cattle, goat and swine is used to impregnate the females by using means other than natural breeding. This technique is handled by trained AI technicians free of charge. The AI services aims to improve the genetic quality of the local stocks which, in turn, significantly helps improve productivity and increase farmer's income and livelihood.

In 2020, due to travel restrictions and border lockdowns, the Philippine Carabao Center A.I. technicians were unable visit Surigao City nor conduct estrus synchronization and artificial insemination in carabao and cattle. Still, the CVO conducted artificial insemination in the barangays. Since the city did not have the no capacity to process frozen semen for large animals, the Philippine Carabao Center (PCC), Department of Agriculture RFO-XIII provided liquid nitrogen and frozen semen of carabao and cattle. Upon operation of the city's Semen Processing Laboratory, the city will be able to process fresh swine semen and able to provide especially the backyards raisers at any time.

In 2020, the CVO inseminated a total of 77 caracows or 110.00% accomplishment against the target of 70 heads, this is however 140% lower compared to the 185 caracows inseminated in 2019. For cows, a total of 15 heads were inseminated or 100.00% accomplishment but 83% lower compared to 2019 of 87 heads. In swine, a total of 634 sows/gilts were inseminated thru natural heat which is about 117.41% accomplishment against the target of 540 heads, and a 27% increase compared to 2019 of 425 heads.

The artificial insemination program benefited a total of 537 farmers in the mainland barangays of the city. This is about 40% high compared against CY-2019 of 382 farmers benefited. This was attributed by the increase number of swine artificially inseminated by 49%.

Table 3.34 shows the CY-2020 annual accomplishment data on livestock artificial insemination, while Table-35 shows the comparative data on animals artificially inseminated from years 2013 to 2020.

Table 3.34
Annual Accomplishment Data on Livestock Artificial Insemination
 2020

Artificial Insemination	Target	Annual Accomplishment	% Accomplishment
1. No. of Animals Inseminated			
-CARACOW	70	77	110.00%
-COW	15	15	100.00%
-SOW/GILT	540	634	117.41%
TOTAL	625	726	116.16%
2. No. of Farmers Benefited			
-CARACOW	60	61	101.67%
-COW	15	15	100.00%
-SOW/GILT	370	461	124.59%
TOTAL	445	537	107.30%

Source: City Veterinary Office, Surigao City

Table 3.35
Comparative Data on Animals Artificially Inseminated
 2013-2020

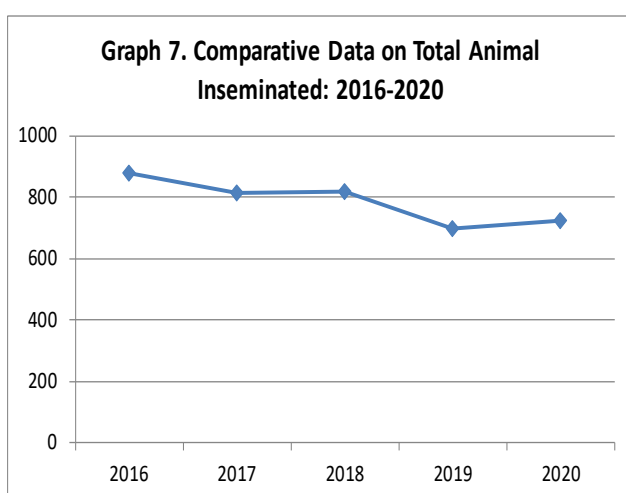
Particulars	Year							
	2013	2014	2015	2016	2017	2018	2019	2020
Animals Artificially Inseminated								
a. Carabao	162	132	140	214	157	155	185	77
b. Cow	33	39	53	83	73	94	87	15
c. Sow/Gilt	543	573	627	582	584	568	425	634
d. Doe	23	28	36	28	7	-	-	
Total Animals Inseminated	761	772	856	907	821	817	697	726

Source: City Veterinary Office, Surigao City



CVO A.I. technicians conducting Heat Synchronization and Artificial Insemination in carabao and cattle.

In 2020, the total animal artificially inseminated increased by 4%, mainly due to the increase of sow/gilt by 49%. However, artificial insemination in carabao and cow dropped by 140% and 83% respectively. This artificial insemination program has been offered to the local raisers particularly the backyard raisers on a daily basis free of charge.



Based on **Table 35** and **Graph 7**, the total number of animals inseminated was higher in 2020 compared to 2019, but lower compared to years 2016, 2017 and 2018. The increased number of animal inseminated in 2020 despite the pandemic was attributed to the presence of trained swine A.I. inseminator in the barangays. The joint effort of CVO's skilled A.I. technician and trained barangay A.I. inseminator resulted to the increase number of female swine inseminated that helped increase the swine production in the city. However, the total number of large animals inseminated was lower as compared to previous years.

On the other hand, the offspring produced through artificial insemination recorded a total of 5,706 heads, of which 5,678 were piglets; 23 were caracalf and five (5) were calves. This was about 131.26% accomplishment over the target of 4,347 offspring. The increase in the total number of offspring produced in 2020 by 31% was due to the increased number of breedable sow/gilt inseminated. **Table 3.36** shows the CY-2020 annual accomplishment data on offspring produced through artificial insemination, while Table-37 shows the comparative data on offspring produced through artificial insemination from CY-2013 to 2019.

Table 3.36
Annual Accomplishment Data on Offspring Produced through Artificial Insemination
2020

Artificial Insemination	Target	Annual Accomplishment	% Accomplishment
No. of offspring produced			
- CARACALF	22	23	104.55%
- CALF	5	5	100.00%
- PIGLETS	4,320	5,678	131.44%
TOTAL	4,347	5,706	131.26%

Source: City Veterinary Office, Surigao City

Table 3.37
Comparative Data on Offspring Produced through Artificial Insemination
2013-2020

Particulars	Year							
	2013	2014	2015	2016	2017	2018	2019	2020
a. Caracalf	21	18	19	21	23	23	24	23
b. Calf	9	10	17	17	10	10	9	5
c. Piglet	4,785	4,815	4,845	4,816	4,847	4,825	3,036	5,678
Total Number of Offspring	4,815	4,843	4,881	4,864	4,885	4,858	3,069	5,706

Source: City Veterinary Office, Surigao City

Based on the comparative data on the total offspring produced, year 2020 yielded the highest number of offspring produced through artificial insemination.



Among the piglets produced as a result of the Artificial Insemination Program.

NATURAL BREEDING SERVICES

A total of 719 livestock-animals were naturally bred under the city's Natural Breeding Services Program, of which 194 heads were carabao; 36 heads were cow; 402 heads swine; and 87 heads goat. This is about 101.70% accomplishment compared against the target of 707, and about 8.6% increase compared against 2019 of 662 naturally bred animals.

The benefited farmers for the natural breeding services program totaled to 654 farmer-beneficiaries or 103.49% accomplishment against the target of 672.

Table 3.38 shows the CY-2020 annual accomplishment data on natural breeding services and offspring produced; Table 39 shows the comparative data on animals naturally bred from CY 2013-2020; while Table-40 shows the comparative data on offspring produced through natural breeding from CY-2013 to 2020.

Table 3.38

Annual Accomplishment Data on Natural Breeding Services and Offspring Produced 2020

Natural Breeding	Target	Annual Accomplishment	% Accomplishment
1. No. of Animals Naturally Breed			
- CARABAO	190	194	102.11%
- COW	32	36	112.50%
- SOW/GILT	400	402	100.50%
- DOE	85	87	102.35%
Total	707	719	101.70%
2. No. of Farmers Benefited			
- CARABAO	190	194	102.11%
- COW	32	33	103.13%
- SOW/GILT	400	398	99.50%
- DOE	50	29	58%
Total	672	654	103.49%
3. No. of Offspring Produced			
- CARACALF	40	30	75.00%
- CALF	54	33	61.11%
- PIGLET	3,200	3,451	107.84%
- DOE	33	12	36.36%
Total	3,327	3,526	105.98%

Source: City Veterinary Office, Surigao City

Table 3.39
Comparative Data on Animals Naturally Breed
2013-2020

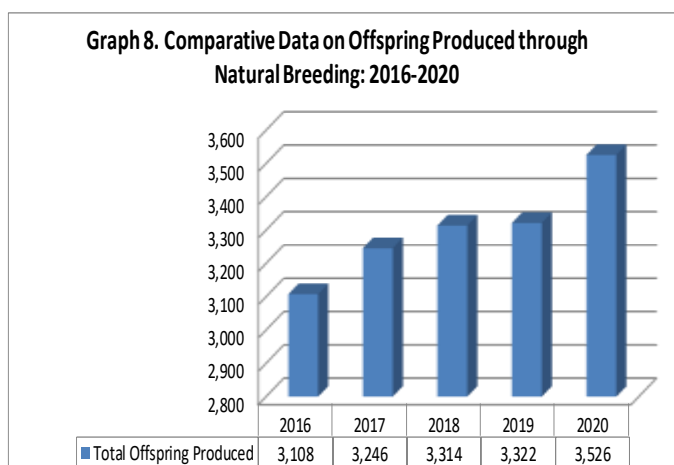
Particulars	Year							
	2013	2014	2015	2016	2017	2018	2019	2020
Animals Naturally Breed								
a. Carabao	112	110	110	128	121	125	125	194
b. Cow	68	68	68	80	78	80	82	36
c. Sow/Gilt	442	448	448	551	425	465	455	402
d. Doe	-	-	-	35	34	-	-	87
Total Animals Naturally Breed	622	626	626	794	658	670	662	719

Source: City Veterinary Office, Surigao City

Table 3.40
Comparative Data on Offspring Produced through Natural Breeding
2013-2020

Particulars	Year							
	2013	2014	2015	2016	2017	2018	2019	2020
a. Caracalf	62	66	67	71	54	56	55	30
b. Calf	27	21	26	26	36	38	37	33
c. Piglet	2,464	2,709	2,737	3,006	3,156	3,220	3,230	3,451
d. Doe	-	-	-	-	-	-	-	12
Total Number of Offsprings	2,553	2,796	2,830	3,103	3,246	3,314	3,322	3,526

Source: City Veterinary Office, Surigao City



The total number of offspring produced under the natural breeding program totaled to 3,526 heads, of which caracalf produced was 30 heads; calf was 33 heads; piglets were 3,451 heads; and doe was 12 heads. This was about 100.27% accomplishment compared against the target of 3,313 heads.

Graph-8 shows the comparative data on total offspring produced through natural breeding. The graph shows an increasing number of offspring produced every year from year 2016 up to 2020. The

number of offspring produced may in some way help increase the local livestock inventory as well as for the city to meet the local demand for meat consumption.

ANIMAL DISPERSAL/RE-DISPERSAL SERVICES

The provision of animals stocks to marginal livestock farmers / indigenous people through the dispersal and re-dispersal program of the city government aims to upgrade the existing native breeds through infusion of quality breeder stocks, to provide opportunity to acquire /own animals which can be used for breeding and draft purposes, to give livelihood assistance to rural families and to help augment the livestock industry in the city.

The city maintained one (1) animal breeding center which was infused with quality breeding animals. In 2020, a total of 158 livestock were dispersed and re-dispersed under the Regular Dispersal/Re-dispersal Program benefiting a total of 147 farmer-beneficiaries. Under the Regular Dispersal/Re-dispersal Program, a total of 64 heads of swine (piglets); 15 heads of cattle; and 15 heads of carabao were dispersed and re-dispersed, respectively, benefiting a total of 83 farmer-beneficiaries.

As a carry-over from the Bottom-Up Budgeting (BUB) Program, a total of 64 heads were re-dispersed of which 10 heads of carabao and 54 heads of swine were re-dispersed, benefiting a total of 64 farmer-beneficiaries. **Table 3.41** shows the annual accomplishment on animal dispersal/re-dispersal program for CY-2020.

Table 3.41
Annual Data on Livestock Dispersal/Re-dispersal Program
2020

SPECIES	REGULAR CVO PROGRAM			BUB Program			TOTAL		
	Dispersal	Re-dispersal	Farmer Benefited	Dispersal	Re-dispersal	Farmer Benefited	Animal Dispersed/ Re-dispersed	No. of Farmer Benefited	No. of Brigs. Benefited
Carabao	0	15	15	0	10	10	25	25	10
Cattle	0	15	15	0	0	0	15	15	6
Swine	9	55	53	0	54	54	118	107	19
TOTAL	9	85	83	0	64	64	158	147	-

Source: City Veterinary Office, Surigao City



Among the recipients of the city's Dispersal/Re-dispersal Program for CY-2020.

3.2.4 VETERINARY PUBLIC HEALTH PROGRAM

The Meat Inspectors assigned at the city slaughterhouse ensured that every animal slaughtered was fit for consumption through strict implementation of ante-mortem and post-mortem inspection of all animals slaughtered as well as post-abattoir inspection of all meat displayed at the city public market, meatshops, taboan and lechon house establishments.

As the leading office managing the City Slaughterhouse, the CVO strictly implemented precautionary measures against African Swine Fever (ASF) considering that most of the animal slaughtered daily was sourced from other regions. Since the start of ASF in the Philippines during the

3rd quarter of 2019, strict biosecurity measures were enforced such as disinfection of all vehicles entering the facility, inspection of necessary documents to ensure that all animals are coming from a ASF- free farm as certified by the Bureau of Animal Quarantine; for locally purchased animal, the owner must present a barangay certification and animal health certificate issued by the City Veterinarian and the conduct of ante- mortem inspection to evaluate animal status upon arrival at the holding pen to reduce likelihood of ASF incursion.

A total of 141 heads of carabao, 920 heads of cattle and 17,473 heads of hogs passed ante-mortem inspection, slaughtered, carcass inspected and delivered at the city public market and other local meat establishments. **Table 3.42** shows the CY-2020 annual accomplishment data on ante-mortem inspection; while **Table 3.43** shows the CY-2020 annual accomplishment data on post-mortem inspection.

Table 3.42
Accomplishment Data on Ante-Mortem Inspection
2020

Ante-Mortem Inspection	Target	Annual Accomplishment	% Accomplishment
No. of live animals observed, examined, passed and released for slaughter (in heads)			
- CARABAO	350	141	40.29%
- CATTLE	1,000	920	92.00%
- SWINE	18,920	17,473	92.35%
Total Animal Inspected for Slaughter	20,270	18,534	91.44%

Source: City Veterinary Office, Surigao City

Table 3.43
Annual Accomplishment Data on Post-Mortem Inspection
2020

Post-Mortem Inspection	Target	Annual Accomplishment	% Accomplishment
No. of carcass examined, inspected, passed and released from the city slaughterhouse (in heads)			
- CARABEEF	350	141	40.29%
- BEEF	1,000	920	92.00%
- PORK	18,920	17,473	92.35%
Total Number of Carcass Inspected for Distribution	20,270	18,534	91.44%

Source: City Veterinary Office, Surigao City

The City Veterinary Office, through its meat inspectors, intensified its post abattoir monitoring and surveillance to ensure that all meat (pork, beef, carabeef and chicken meat) displayed underwent proper ante and post mortem inspection at the city slaughterhouse or dressing plant.

Due to the COVID-19 pandemic and the threat of African Swine Fever, demand for pork meat decreased resulting to very low buying price of live hogs. With the alternative ways of selling live hogs by home slaughtering without the benefit of veterinary meat inspection, the CVO mobilized the Task Force Bantay Karne to conduct heightened meat inspection, post abattoir inspection, monitoring and

surveillance in the mainland barangays including those online sellers selling meat and meat by-products.

In 2020, a total of 20 notices of violation and final warning to delivery van carrying dressed chicken and by-products entering the city without complete/necessary documents; 45 notices of violation and final warning were issued to meat/lechon establishments considering that meat displayed did not undergo proper slaughterhouse inspection; and seven (7) illegal traders were apprehended and confiscated with 134 kilos of pork (meat and bone) and lechon. **Table 3.44** shows the annual accomplishment data on post-abattoir inspection for CY-2020.



Task Force Bantay Karne confiscated/apprehended pork meat and lechon during post abattoir inspection and monitoring in the mainland barangays

Table 3.44
Accomplishment Data on Post-Abattoir Inspection
2020

Post-Abattoir Inspection	Target	Annual Accomplishment	% Accomplishment
a. Establishment Monitored			
* City Public Market			
- no. of inspection (daily)	365	365	100.00%
- no. of dressed chicken re-inspected			
In heads	275,000	317,893	115.60%
In kilos	320,000	325,843	101.83%
* Taboan			
- no. of inspection	52	13	25.00%
b. Conducted monitored on meat vendor or lechon vendors/ lechon operators / meat delivery van			
- no. of meat traders / delivery van served notice of warning	15	20	133.33%
- no. of meat lechon/ vendors issued notice of warning	36	45	125.00%
- no. of illegal traders apprehended	5	7	140.00%
- total kilos of meat carcass confiscated	100	102	102.00%
Pork (meat and bone)	20	32	160.00%
Beef (meat and bone)			

Source: City Veterinary Office, Surigao City



Task Force Bantay Karne conducted heightened meat inspection and post abattoir inspection in the mainland barangays.



Disinfection of transport vehicle carrying live hog and inspection of necessary documents prior to entry at the city slaughterhouse.

Table 3.45
Comparative Data on Total Animal Slaughtered (in heads) at the City Slaughterhouse
2014-2020

PARTICULARS	YEAR						
	2014	2015	2016	2017	2018	2019	2020
CARABAO	456	369	309	389	408	371	141
CATTLE	1,058	1,030	942	1,050	1,181	1,145	920
SWINE	18,973	18,113	15,783	18,288	18,920	20,189	17,473
GOAT	-	-	-	-	-	-	49
TOTAL	20,487	19,512	17,034	19,727	20,509	21,705	18,534

Source: City Veterinary Office, Surigao City

Based on the comparative data on total animal slaughtered as shown in **Table 3.45**, CY-2019 had the highest number of animals slaughtered (in heads) of about 21,705 heads, followed by year 2018 of 20,509 heads; year 2014 of 20,487 heads; year 2017 of 19,727 heads; year 2015 by 19,512 heads; year 2016 of 17,034 heads; and the lowest was in year 2020 of 18,534 heads. The decrease in year 2020 is about 15% compared against 2019. This was attributed to the effects of COVID-19 pandemic and ASF outbreak in Luzon and nearby regions in Mindanao.

Table 3.46
Comparative Data on Total Animal Slaughtered (in kilos) at the City Slaughterhouse
2014-2020

PARTICULARS	YEAR						
	2014	2015	2016	2017	2018	2019	2020
CARABAO	87,729	73,494	61,113	67,876	67,093	62,063	23,801
CATTLE	182,132	160,804	149,214	151,942	165,297	152,388	118,743
SWINE	1,652,542	1,685,551	1,717,942	1,649,400	1,665,481	1,778,323	1,620,575
GOAT	-	-	-	-	-	-	631
TOTAL	1,922,403	1,919,849	1,928,269	1,869,218	1,897,871	2,002,774	1,763,119

Source: City Veterinary Office, Surigao City

The comparative data on total animals slaughtered based on kilos as shown in **Table 3.46**, year 2019 marked the highest carcass weight slaughtered by 2,002,774 kilos; followed by year 2016 of 1,928,269 kilos; 2014 of 1,922,403 kilos; 2018 of 1,897,871 kilos; 2017 of 1,869,218 kilos; and the lowest was year 2020 of 1,763,119 kilos. However, in 2019 to 2020, the animals slaughtered showed a decrease of 15% (in total heads) and 12% (in total kilos), respectively.

Correspondingly, the slaughterhouse income in 2020 dropped by 18% compared to 2019, from Php10,554,099.30 to Php8,651,047.50. **Table 3.47** shows the comparative data on slaughterhouse income from CY-2013 to 2020.

Table 3.47
Comparative Data on Slaughterhouse Income
2013-2020

MONTH	SLAUGHTERHOUSE INCOME							
	2013	2014	2015	2016	2017	2018	2019	2020
January	319,349.50	324,550.50	310,960.50	277,880.00	289,009.00	295,789.00	759,077.35	817,285.50
February	350,544.50	323,041.50	313,479.50	272,983.00	296,119.50	287,203.00	776,742.40	792,087.00
March	347,662.00	352,041.50	321,152.50	297,957.00	325,958.00	355,560.00	777,423.60	667,054.50
April	341,383.50	320,361.00	302,651.00	312,757.00	303,895.50	358,320.00	875,849.20	484,410.50
May	405,594.00	367,349.50	357,040.00	358,027.00	349,076.50	629,234.25	954,890.45	604,088.00
June	362,619.99	358,424.50	340,081.00	269,005.00	342,731.50	795,817.00	805,610.25	858,660.50
July	382,669.00	366,381.00	331,547.00	279,879.50	340,187.50	783,795.75	936,378.40	738,793.00
August	350,724.00	349,680.50	335,140.00	339,359.50	350,906.00	813,379.50	911,568.40	780,575.00
September	390,020.50	394,677.50	398,053.00	385,936.00	378,464.00	865,815.65	950,328.50	759,993.50
October	388,392.75	358,518.50	357,295.00	321,649.50	345,460.00	759,268.25	863,851.50	610,716.00
November	372,935.50	337,782.00	305,371.50	310,403.00	358,493.00	693,480.00	809,748.50	580,293.50
December	494,302.00	439,306.00	444,783.00	443,539.00	455,919.50	985,610.50	1,122,630.75	957,091.00
TOTAL	4,506,197.24	4,292,419.50	4,117,553.50	3,869,375.50	4,136,219.50	7,623,273.40	10,554,099.30	8,651,047.50

Source: City Veterinary Office, Surigao City

3.3 AGRARIAN REFORM

The Department of Agrarian Reform is the agency mandated to implement P.D. 27 (the Operation Land Transfer Program); R.A. 6657 (the Comprehensive Agrarian Reform or CARP); and R.A. 9700 (the CARP Extension or CARPER).

The City-DAR's accomplishments in 2020 are reflected in **Table 3.48**.

Table 3.48
Programs, Projects and Activities Implemented by City DAR
Surigao City
2020

	Activities	Target	Accomplishment	% Percentage
1	LAND TENURE SERVICES PROGRAM (LTSP) <ul style="list-style-type: none"> DOCUMENTATION OF LAND DISTRIBUTION LEASEHOLD CONTRACT EXECUTION MANAGING THE PUBLIC/COUNSELING WITH WALK IN CLIENTS 	23.0000 has. 74.0000 has. 1,300	24.7131 has. 92.5063 has. 1,600	107% 125% 123%
2	AGRARIAN JUSTICE DELIVERY SERVICE PROGRAM (AJDSP) <ul style="list-style-type: none"> MEDIATION AND CONCILIATION NO. OF COMPLAINTS RECEIVED MARO ACTION REPORTS BARC REORGANIZATION DAR CLEARANCE CERTIFICATION 	40 52 50 3 -	60 72 70 6 20	150% 138% 140% 200%
3	AGRARIAN REFORM BENEFICIARY DEVELOPMENT SERVICE PROGRAM (ARBDSP) <ul style="list-style-type: none"> MONITORING OF TURNED-OVER INFRA PROJECTS PCIC REGISTRATION MEMBERSHIP OF AGRARIAN REFROM BENEFICIARIES, TO ASSISTED COOPS NO. OF ARBs INVOLVED 	5 5 20 8	10 9 32 8	200% 180% 160% 100%

Source: City DAR

3.4 TOURISM DEVELOPMENT

3.4.1. TOURIST ARRIVALS

Domestic and Foreign Tourist Arrivals

Data on Tourist arrivals in 2020 registered a decline of 83.37% from 312,195 in 2019 to a total of 51,908 domestic and foreign tourists. The decrease was attributed to the health crisis caused by the COVID-19 pandemic, which significantly impacted the Tourism sector in a global scale.

The domestic tourist arrivals decreased by a huge 83.33% from 297,956 in 2019 to 49,649 in 2020. The foreign tourist arrivals decreased by 83.89% from 14,239 in 2019 down to 2,294 in 2020. **Table 3.49** shows the comparative data on tourist arrivals by country of residence between 2016 and 2020.

Table 3.49
Comparative Data on Tourist Arrivals by Country of Residence
2016-2020

COUNTRY	2016	2017	2018	2019	2020	% INCREASE/ (DECREASE) (CY-2018-2019)
PHILIPPINES	286,650	258,176	273,611	297,956	49,649	-83.33
ASEAN						
BRUNEI	8	53	186	6	6	0
CAMBODIA	14	55	10	3	0	-100%
INDONESIA	10	34	-	15	7	-53%
LAOS	-	20	-	-	0	0
MALAYSIA	49	57	80	71	6	-91.55%
MYANMAR	1	6	5	2	0	-100%
SINGAPORE	224	215	275	254	33	-87.01%
THAILAND	75	106	44	83	3	-96.39%
VIETNAM	0	24	31	33	1	-96.97%
SUB TOTAL	381	570	631	467	56	-88.01%
EAST ASIA						
CHINA	2,092	1,555	1,168	1,242	135	-89.13%
HONGKONG	88	74	155	114	2	-98.25%
JAPAN	517	402	382	521	44	-91.56%
KOREA	748	654	597	509	48	-90.57%
TAIWAN	57	69	121	53	2	-96.23%
SUB TOTAL	3,502	2,754	2,423	2,439	231	-90.53%
SOUTH ASIA						
BANGLADESH	3	1	1	6	1	-83.33%
INDIA	65	62	254	54	16	-70.37%
IRAN	3	30	-	2	5	150%
NEPAL	7	10	-	4	0	-100%
PAKISTAN	1	5	8	15	0	-100%
SRI LANKA	8	26	13	6	2	-66.67%
SUB TOTAL	87	134	276	87	24	-72.41%
MIDDLE EAST						
BAHRAIN	26	6	11	26	1	-96.15%
EGYPT	202	28	5	2	0	-100%
ISRAEL	60	41	133	54	4	-92.59%

COUNTRY	2016	2017	2018	2019	2020	% INCREASE/ (DECREASE) (CY-2018-2019)
JORDAN	3	12	6	9	0	-100%
KUWAIT	48	26	6	9	0	-100%
SAUDI ARABIA	148	66	14	30	8	-73.33%
UNITED ARAB EMIRATES	122	86	109	115	29	-74.78%
SUB TOTAL	609	265	284	245	42	-82.85%
NORTH AMERICA						
CANADA	618	493	793	774	88	-88.63%
MEXICO	107	173	70	140	11	-92.14%
USA	2,199	3,095	2,514	4,059	804	-80.19%
SUB TOTAL	2,924	3,761	3,377	4,973	903	-81.84%
SOUTH AMERICA						
ARGENTINA	2	16	16	11	1	-90.91%
BRAZIL	84	103	86	96	24	-75.00%
COLOMBIA	18	42	6	16	3	-81.25%
PERU	2		11	20	0	-100%
VENEZUELA	22	3	56	36	2	-94.44%
SUB TOTAL	128	164	175	179	30	-83.24%
WESTERN EUROPE						
AUSTRIA	62	130	113	185	12	-93.51%
BELGIUM	23	88	157	116	7	-93.97%
FRANCE	236	446	555	354	67	-81.07%
GERMANY	674	507	556	552	92	-83.33%
LUXEMBOURG	4	4	18	8	0	-100%
NETHERLANDS	413	314	190	107	12	-88.79%
SWITZERLAND	153	183	209	113	12	-89.38%
SUB TOTAL	1,565	1,672	1,798	1,435	202	-85.92%
NORTHERN EUROPE						
DENMARK	42	141	300	146	44	-69.86%
FINLAND	121	25	227	54	9	-83.33%
IRELAND	41	71	91	41	1	-97.56%
NORWAY	199	306	284	214	35	-83.65%
SWEDEN	153	195	325	307	57	-81.43%
UNITED KINGDOM	194	293	591	433	130	-69.98%
SUB TOTAL	750	1,031	1,818	1,195	276	-76.90%
SOUTHERN EUROPE						
GREECE	32	34	48	71	11	-84.51%
ITALY	228	313	317	137	59	-56.93%
PORTUGAL	12	5	26	20	2	-90.00%
SPAIN	153	177	199	127	52	-59.06%
UNION OF SERBIA AND MONTENEGRO	0	10	2	0	0	0
SUB TOTAL	425	539	48	355	124	-65.07%
EASTERN EUROPE						
COMMONWEALTH OF INDEPENDENT STATES	-	1	5	-	-	-
POLAND	12	35	21	53	5	-90.57%
RUSSIA	97	93	243	190	28	-85.26%
SUB TOTAL	109	129	5	243	33	-86.42%
AUSTRALASIA/PACIFIC						
AUSTRALIA	1,345	1,104	1,953	1370	269	-80.37%
GUAM	0	36	-	3	4	33.33%

COUNTRY	2016	2017	2018	2019	2020	% INCREASE/ (DECREASE) (CY-2018-2019)
NAURU	0	20	-	12	0	-100%
NEW ZEALAND	93	231	393	230	40	-82.61%
PAPUA NEW GUINEA	0	25	-		0	0
SUB TOTAL	1,438	1,416	2,346	1,615	313	-80.62%
AFRICA						
NIGERIA	0	0	11	-	0	0
SOUTH AFRICA	8	47	10	4	1	-75.00%
SUB TOTAL	128	47	21	4	1	-75.00%
OTHERS AND UNSPECIFIED RESIDENCES	1,201	1,211	590	590	59	-91.07%
OVERSEAS FILIPINOS	200	35	8	341	71	-79.18%
TOTAL FOREIGN	13,327	13,728	14,608	14,239	2,294	-83.89%
GRAND TOTAL	299,977	271,904	288,219	312,195	51,908	-83.37%

Source: City Tourism Office, Surigao City

Top Foreign Tourists Arrivals

With the restrictions on international travel, the foreign market declined considerably. Arrivals from United States of America ranked first followed by Australia, China, United Kingdom and Germany, respectively. **Table 3.50** shows the Comparative Top Ten Foreign Markets from CY-2018 to 2020.

Table 3.50
Comparative Top Ten Foreign Markets
2018-2020

COUNTRY	2018		2019		2020	
	RANK	VOLUME	RANK	VOLUME	RANK	VOLUME
USA	1	2,514	1	4,059	1	804
AUSTRALIA	2	1,953	2	1,370	2	269
CHINA	3	1,168	3	1,242	3	135
UNITED KINGDOM	6	591	8	433	4	130
GERMANY	7	556	5	552	5	92
CANADA	4	793	4	774	6	88
FRANCE	8	555	9	354	7	67
ITALY	12	317	-	-	8	59
SWEDEN	11	325	10	307	9	57
SPAIN	20	199	-	-	10	52
JAPAN	10	382	6	521	-	-
KOREA	5	597	7	509	-	-
NEW ZEALAND	9	393	-	-	-	-

Source: City Tourism Office, Surigao City

Monthly Tourist Arrivals

The monthly statistical data showed that the months of January and February posted the highest monthly tourist arrivals since that was before the implementation of the General Community Quarantine (GCQ). The months of March to December 2020 posted an average of 95% decrease in tourist arrivals as compared to 2019. **Table 3.51** shows the comparative data on monthly tourist arrivals from CY-2016 and CY-2020.

Table 3.51
Comparative Data on Monthly Tourists Arrivals
2016-2020

MONTH	2016	2017	2018	2019	2020	% INCREASE / DECREASE (2019-2020)
January	21,167	23,067	19,110	19,860	21,804	9.79%
February	21,063	17,174	20,193	20,669	18,296	-11.48%
March	22,465	17,916	20,785	23,922	205	-99.14%
April	25,117	21,574	24,176	28,900	-	-100.00%
May	28,148	31,372	29,174	32,456	2	-99.99%
June	26,716	22,645	23,423	30,515	89	-99.71%
July	21,084	23,355	22,981	31,404	726	-97.69%
August	25,727	21,640	26,295	23,082	1,487	-93.56%
September	29,712	25,933	28,135	28,480	2,445	-91.42%
October	27,046	24,421	23,898	26,202	1,536	-94.14%
November	24,925	21,059	22,286	20,703	1,617	-92.19%
December	26,807	21,748	27,763	26,002	3,736	-85.63%
TOTAL	299,977	271,904	288,219	312,195	51,943	-83.36%

Source: City Tourism Office, Surigao City

3.4.2 ROOM SUPPLY & NUMBER OF BEDS

The recorded total number of rooms decreased by 1.22% from 1,227 in 2019 to 1,212 in 2020 due to the closure of some accommodation establishments. However, the total number of beds increased by 6.85% from 3,036 in 2019 to in 2020 due to the re-opening of Grove Garden Resort now Kandimo Resort and the opening of the new La Isla Resort, both in Barangay Day asan.

In the 3rd and 4th quarters of 2020, 29 accommodation establishments in the city were issued with provisional certificate to operate by the Department of Tourism operating on a 50% capacity. Mandatory health protocols were strictly implemented.

Table 3.52 shows the comparative data on room supply with number of beds per accommodation establishments from CY-2016 to 2020.

Table 3.52
Comparative Data on Room Supply with Number of Beds per Accommodation Establishment
2016-2020

Name of Establishment	Total No. of Rooms					Total No. of Beds				
	2016	2017	2018	2019	2020	2016	2017	2018	2019	2020
HOTELS										
1. Hotel Tavern Surigao	76	76	72	72	72	150	196	153	151	233
2. Philippine Gateway Hotel	73	90	87	88	90	276	272	241	241	241
3. Parkway Hotel	76	76	76	76	76	153	198	252	191	191
SUB-TOTAL	225	242	235	236	238	579	666	646	583	665
TOURIST INNS										
1. The Annex Hotel Tavern	57	57	57	57	57	103	174	174	143	148
2. The Grande Suites	15	15	15	15	14	42	35	35	36	35
3. EY Miner Suites	24	24	24	24	24	37	37	37	37	37
4. LE CHARD Place Bed & Breakfast	28	28	28	28	28	64	50	50	50	50
5. Miami City Suites Corp.	18	18	23	27	27	34	34	44	57	57
6. VMO Tourist Inn	14	14	14	14	14	32	16	21	21	21
7. Surigao Tourist Inn	28	28	28	27	28	69	72	41	41	44
8. E.Y Miner Suites 2	13	13	28	28	29	24	27	27	54	54
9. One Hive Inc.	26	26	26	26	26	38	42	41	40	40
10. Nickel Travellers Inn	12	12	12	12	8	29	28	28	28	18
11. Destajo Travellers Inn	38	32	32	32	32	33	72	60	57	64
12. Villatorre Suites	9	9	9	9	9	16	19	19	23	23
13. Hotel Solibao	15	15	15	15	15	24	23	23	35	35
15. Cinnamon Garden	-	-	6	6	6	-	-	6	50	50
14. Surigao Tourist Inn Annex	33	45	33	38	Close	37	63	61	61	Close
SUB-TOTAL	334	339	347	352	317	593	696	667	683	676
PENSION HOUSES										
1. Conching Apartelle	13	13	5	5	5	70	67	67	30	30
2. Metro/Bee Hub Pension	48	45	45	45	45	65	65	67	67	67
3. St. Pope John Pastoral Center XXIII	28	28	27	26	27	212	212	224	216	216
4. Jannex Pension	36	36	27	34	34	56	46	36	40	40
5. RSY Pension	22	22	22	22	22	56	63	63	96	96
6. SLB Pension House Annex	10	10	10	10	10	33	17	17	17	17
7. B & J Pension House	16	16	15	18	18	21	23	20	24	24
8. Jazz / Eco Pension	14	14	14	14	14	27	24	25	27	27
9. Firma Pension	13	13	13	13	13	26	16	17	17	17
10. Golden Mile Pension Hauz	13	8	8	8	8	23	23	23	23	23
11. Galaxy Lodge	11	18	18	18	19	11	28	28	29	30
12. Figuron's Pension House	9	9	9	9	9	9	10	10	10	10
13. JVC Pension	8	8	8	8	8	13	9	9	8	9
14. XL Pension House	10	8	8	9	9	10	9	10	9	9
15. Gunter Pension House	7	7	7	7	7	7	8	8	8	8
16. Eliot's Pension	11	10	10	10	9	20	17	16	16	15
17. Leilas Pension	11	11	11	11	11	11	11	11	18	18
18. Yivson Pension	6	7	7	7	7	6	7	7	8	8
19. BHL Traveller's Place	15	37	48	43	49	15	37	48	54	106
20. Gulf Site Lodge	13	13	13	14	14	13	13	13	15	15
21. Boulevard Tourist Inn	22	22	22	23	23	22	22	22	42	42
22. Lokal Suites	17	17	17	17	14	17	17	17	42	21
23. Negosyo Center	7	14	5	5	5	7	14	5	34	34
24. Wayok Lodge	7	5	4	4	4	7	5	4	13	13

Name of Establishment	Total No. of Rooms					Total No. of Beds				
	2016	2017	2018	2019	2020	2016	2017	2018	2019	2020
25. Yuan and Yuro Lodge	-	7	7	8	7	-	7	7	8	7
26. FJ Camile Suites	-	11	11	10	10	-	11	11	17	17
27. Centrotel City Suites	-	18	18	18	18	-	18	18	42	42
28. Sweet Decker	-	4	2	3	3	-	4	2	30	30
32. 3j's Pension House	-	-	13	13	13	-	-	13	48	48
34. Aden Apartelle (Re-open)	0	0	0	29	29	0	0	0	37	37
35. Wezil's Home	11	11	0	0	Close	15	14	0	0	Close
36. Connies Pension	12	13	0	0	Close	27	27	0	0	Close
37. Historian Pension House	6	6	0	0	Close	6	6	0	0	Close
38. Miami City Suites Annex	-	4	4	0	Close	-	4	4	0	Close
39. Cuizon Pension	-	8	8	0	Close	-	8	8	0	Close
29. Garcia Pension	34	34	15	0	Close	45	44	22	0	Close
30. SLB Pension House	18	17	14	0	Close	33	32	27	0	Close
31. Sueños Travelers Inn	7	7	7	0	Close	11	10	10	0	Close
SUB-TOTAL	455	531	478	467	464	894	948	895	1,095	1,076
HOMESTAY										
1. Barangay Nonoc Tourism House	-	2	2	2	2	-	22	22	22	22
2. Barangay Zaragoza Tourism House	-	-	-	1	1	-	-	-	2	2
3. Barangay San Jose Tourism House	1	1	1	0	0	10	10	10	0	0
4. Daisuke Suites	4	3	3	3	5	14	14	14	14	16
5. Lopez Lodge	4	4	4	3	Close	9	10	10	10	Close
SUB-TOTAL	9	10	10	9	8	33	56	56	48	40
RESORTS										
1. Sea Farer's Inn	34	37	37	37	37	78	134	135	106	134
2. Almont Hotel & Beach Resort	20	20	20	20	20	88	112	112	112	137
3. Mt. Bagarabon & Mountain Resort	19	25	27	30	33	130	130	133	250	250
4. Dawoo Hotel & Leisure Inc.	14	14	14	14	14	44	48	48	48	48
5. Villa Gertrudes Beach	12	15	14	7	14	23	29	29	12	20
6. Miwa Beach Resort	6	10	7	14	9	15	19	11	13	15
7. Mt. Carmel Farm and Spring Resort	4	4	4	4	4	44	46	45	47	47
8. Simply Amazing Resort	5	5	6	6	7	20	20	15	12	15
9. Kalipayan CJ Beach Garden	2	2	3	2	6	9	10	13	7	7
10. Litang Beach Resort	-	3	3	3	3	-	3	3	3	3
11. Lito Martinez Beach Resort	-	2	3	3	2	-	2	9	8	2
12. La Bamba Looc Pebble Beach Resort	-	-	4	10	11	-	-	8	18	42
13. El Solana Beach Resort	-	-	3	3	3	-	-	4	8	8
14. JB Nature Farm & Resort	-	-	2	6	7	-	-	18	22	36
15. Kandimo Resort (formerly Grove Native Garden Farm & Resort)	4	3	3	0	-	11	4	6	0	-
16. Makzterz Beach Resort	-	-	-	-	3	-	-	-	-	3
17. LA ISLA floating resort - new	-	-	-	-	5	-	-	-	-	5

Name of Establishment	Total No. of Rooms					Total No. of Beds				
	2016	2017	2018	2019	2020	2016	2017	2018	2019	2020
18. DANIZ floating cottage-new	-	-	-	-	2	-	-	-	-	10
19. KAN DOKIE Floating Cottages-new	-	-	-	-	5	-	-	-	-	5
20. Viewtiful Haven Beach Resort	-	-	1	1	Close	-	-	2	1	Close
21. Kuya's Beach Resort	7	8	8	-	Close	7	8	8	-	Close
SUB-TOTAL	123	148	159	160	185	458	567	599	667	787
GRAND TOTAL	1,146	1,270	1,229	1,227	1,212	2,557	2,933	2,863	3,036	3,244

Source: City Tourism Office, Surigao City

3.4.3. OCCUPANCY RATE

Due to the closure and mandated 50% capacity operations of hotels, resorts, inns and pension houses, the over-all occupancy rate was affected and expected to decline considerably compared to the previous year's occupancy rate of 30.38%.

3.4.4. TOURISM ENTERPRISES REGISTRATION AND ACCREDITATION

The City Tourism Office continued its campaign for Department of Tourism (DOT) accreditation of primary tourism enterprises in support to the full implementation of Republic Act 9593 otherwise known as the "Tourism Act of 2009". Ocular inspections were conducted on tourism services and facilities to determine the establishments' compliance to the standards set by DOT and monitoring activities on the licensing of tourism enterprises operating in the city.

In 2020, 21 primary tourism enterprises were accredited by the DOT: 18 were accommodation establishments; one (1) tour guide; one (1) tourist transport; and one (1) tourism trainer.

Table 3.53 shows the list of tourism establishments registered with the City Tourism Office and accredited by the DOT in CY-2020.

Table 3.53
**List of Tourism Establishments Registered with the City Tourism Office
and Accredited by the Department of Tourism**
2020

NEWLY REGISTERED ESTABLISHMENTS	
A. Resorts	
1.	Esperanzas Place
2.	La Isla Resort
3.	Daniz Floating Village
4.	Kan Dokie Floating Village

Source: City Tourism Office, Surigao City

ACCREDITED BY THE DEPARTMENT OF TOURISM	
Accommodations	
1. JB Nature Farm & Resort	
2. Hotel Tavern Surigao	
3. Almont Beach Resort	
4. Annex Hotel Tavern	
5. Lokal Suites	
6. Miami City Suites	
7. RSY Pension House	
8. Surigao Tourist Inn	
9. Surigao Tourist Inn Annex	
10. Philippine Gateway Hotel	
11. Villatorre Suites	
12. EY Miner Suites	
13. EY Miner Suites 2	
14. One Hive Hotel	
15. Parkway Hotel	
16. Le Chard Place Bed & Breakfast	
17. Fiesta Dive Resort	
18. Mt. Bagarabon Beach and Mountain Resort	
Tour Guides	
1. Richard Nick A. Amores	
Tourist Transport	
1. D' Pearl Express Transport Corporation	
Tourism Trainer	
1. Mr. Richard Nick Amores	

3.4.5 TOURISM RECEIPTS

The impact of the tourism industry on the local economy was evidenced by the tourism receipts, which indicated all travel related expenditures of a tourist.

With the occurrence of the COVID-19 global pandemic, the estimated tourism receipts in 2020 was pegged at Php311,658,000.00. This was about 67% lower compared to the receipts of Php936,585,000.00 in 2019. The average daily expenditure per tourist is pegged at Php3,000 multiplied by the total number of tourists which was 51,943 and the average length of stay which was two (2) nights.

3.4.6 ANNUAL EVENTS AND FESTIVALS

SUROY SA SURIGAO

Domestic Tourism Program designed to rediscover the city's various tourist attractions. Aimed at providing the guest exposure to the tourism sites of the city, to solicit objective assessments and endorsement and to document the tourism product of the city. The tour focused on the exotic, natural and historical attractions of the city.



Among the assisted group tours and tour guiding conducted by the City Tourism Office in 2020.

NATIONAL ARTS MONTH CELEBRATION (FEBRUARY 2020)

National Arts Month is celebrated every month of February pursuant to Presidential Proclamation No. 683 declared in 1991. Various activities were conducted for this celebration:

- Launching of the Surigao City Reading Hub/Center for Surigaonon Literature and Culture Handicrafts Display;
- Culture, Arts and History Quiz Bowl;
- Hampang Surigaonon – a traditional Surigaonon Games likes Kadang-Kadang, Sud-sud, Takyang, Lukso sako, Luawt-luat, Daub-dajang and Dangaw-dangaw were introduced to the various schools of the City;
- Fun Run for Love – Dyagan para sa Gugma “I Love Surigao” fun run;
- Sadjaw Kanta Cultural Show;
- Museum Tours



Hampang Surigaonon (Karang; Dangaw-Dangaw; Lukso Sako)



Launching of the Surigao City Reading Hub at the City Luneta



Sadjaw Kanta Cultural Show

SAKAY-SAKAY ABAYAN FESTIVAL (JUNE 1, 2020)

SAKAY-SAKAY ABAYAN FESTIVAL is a procession at sea in honor of the patroness of good voyage - Virgen de la Paz Y Buen Viaje. This parochial event was supported by the City Tourism Office to promote religiosity and as an expression of thanksgiving for the safe travel of tourists, guests and residents of Surigao City. In 2020, fourteen (14) motor bancas participated in this festival.



Sakay Sakay Abayan Festival held last June 1, 2020.

BONOK-BONOK MARADJAW KARADJAW FESTIVAL (September 8-10, 2020)

The **36th Bonok-Bonok Maradjaw Karadjaw Festival** was celebrated virtually on September 8-10, 2020. The online competition was a huge success with a total of 24 contingents from various places of Mindanao that participated in the festival. Online audience and expectators all over the world watched the said competition live thru Facebook.

The “Bonok-Bonok Maradjaw Karadjaw Festival” is a reflection of Surigao City’s rich cultural heritage, held every 9th day of September in celebration of the city’s Fiesta. This festival consists of two (2) categories namely: TUKAR BONOK-BONOK SHOWDOWN and SADJAW BONOK-BONOK SHOWDOWN.



TUKAR BONOK-BONOK SHOWDOWN CATEGORY PARTICIPANTS:

1. Tribo Tambakeños, Municipality of Tampakan, Province of South Cotabato
2. Maradjaw Karadjaw Tukar Surigao Ensemble, Surigao City and Mun. of Bacuag, Surigao del Norte
3. Tribu Bisliganon, Bislig City, Province of Surigao del Sur
4. Davao Drumbeaters, Davao City
5. Glan Musikers, Municipality of Glan, Province of Sarangani
6. Mati Community Drumbeaters, Mati City, Province of Davao Oriental
7. Uniparos DBC, Municipality of Jabonga, Province of Agusan del Norte
8. Placer NHS alumni Musical Ensemble, Municipality of Placer, Province of Surigao del Norte
9. Drub Ensemble Surigao City

10. Maradjaw Karadjaw Tukar Hinatuan, Municipality of Hinatuan, Province of Surigao del Sur
11. Tribu Matibalu Drumbeaters, Province of Davao del Sur
12. Kombo Heneral, General Santos City


SADJAW BONOK–BONOK SHOWDOWN PARTICIPANTS:

1. LGBTQ Anao-oan, Municipality of San Francisco
2. Teatro Masarang nan Surigao, Surigao City
3. Tagsajaw nan Barangay San Juan Isla Berde Dance Company, Surigao City
4. Tagana-an Cultural Troupe, Municipality of Taganaan
5. Lumad Surigaonon Cultural Group, Surigao City
6. Surigaonon Unite Manajaway Dance Company, Surigao City
7. Bagtik Lipatan-ons Dance Troupe, Surigao City
8. Malimono Drance Tribe, Municipality of Malimono
9. Sumajaway nan Canlanipa, Surigao City
10. Descendants of Anao-and-aon, Kaliwat Dance Troupe, Municipality of San Francisco
11. LGBTQ Placer Folkloric Group, Municipality of Placer
12. Maradjaw Mukiay Ensemble, Surigao City

CY-2020 WINNERS OF TUKAR BONOK-BONOK SHOWDOWN CATEGORY:

		
<u>CHAMPION</u> KOMBO HENERAL, GENERAL SANTOS CITY	<u>1ST RUNNER-UP</u> TRIBU BISLIGANON, BISLIG CITY, PROVINCE OF SURIGAO DEL SUR	<u>2ND RUNNER-UP</u> DAVAO DRUMBEATERS DAVAO CITY
		<u>BEST IN COSTUME</u> PROVINCE OF SARANGGANI

CY-2020 WINNERS OF SADJAW BONOK–BONOK SHOWDOWN:

		
<u>CHAMPION</u> LGBTQ PLACER FOLKLORI, MUNICIPALITY OF PLACER, SURIGAO DEL NORTE	<u>1ST RUNNER-UP</u> DESCENDANTS OF ANAO-AON AND KALIWAT DANCE TROUPE, MUNICIPALITY OF SAN	<u>2ND RUNNER-UP</u> SUMASAJAW NAN CANLANIPA, SURIGAO CITY



MOST ARTISTIC GROUP
LGBTQ PLACER FOLKLORI,
MUNICIPALITY OF PLACER, SURIGAO
DEL NORTE



BEST IN COSTUME
LGBTQ PLACER FOLKLORI,
MUNICIPALITY OF PLACER, SURIGAO
DEL NORTE



RAYNA NAN BONOK-BONOK
(FESTIVAL QUEEN 2020)
MS. JAMAECA M. TUYOR
MALIMONO DANCE TRIBE,
MUNICIPALITY OF MALIMONO

NATIONAL TOURISM WEEK CELEBRATION (SEPTEMBER 25, 2020)

The National Tourism Week is an annual celebration which aims to foster awareness among the local community on the importance of tourism and to give recognition to tourism enterprises/accommodation establishments for outstanding business performances that play a significant role in the promotion of the city's tourism industry.

The tourism week is celebrated pursuant to Proclamation No. 894 signed on October 3, 1996 by then President Fidel V. Ramos. It also coincides with the annual observance of the World Tourism Day every September 27 of the year as declared by the World Tourism Organization and Proclamation No. 1942 signed in 1980.

In 2020, activities were limited to virtual vlogs, online photo contests and search for cleanest toilet due to the global health concern on COVID-19 where mass gatherings were prohibited.

○ PHOTO KO LIKE MO CONTEST

PHOTO KO LIKE MO CONTEST is a tourism awareness campaign initiated by the City Tourism Office wherein employees of the City Government are enjoined to post their photos showing Surigao City's attractions. In 2020, the following entries garnered the highest number of likes in social media.



GRAND PRIZE WINNER
MS. CATHERINE BALMORA OLVIS,
CITY HEALTH OFFICE



1ST PRIZE WINNER
MS. KAREN JAMERA,
CITY CIVIL REGISTRY
OFFICE



2ND PRIZE WINNER
MR. NALDRON ALLAN
MONOPOLLO, CITY
PERSONNEL OFFICE
CITY CIVIL REGISTRY



3RD PRIZE WINNER
MS. JAM MATEO,
CITY HEALTH OFFICE

○ **SEARCH FOR CLEANEST TOILET**

The Search for the Cleanest Toilet is an annual activity, which aims to promote a culture of sanitation and hygiene among Surigaonons to help boost the tourism industry and introduce a whole new outlook on the upkeep of the establishments' immediate environments. The City Government, through the City Tourism Office, hopes to establish high standards for restroom maintenance among establishment owners.

Winners of the Search for Cleanest Toilet - TOURIST ACCOMMODATION CATEGORY:



CHAMPION
**CHARD PLACE BED AND
BREAKFAST**



1ST RUNNER UP
JB NATURE FARM AND RESORT



2ND RUNNER UP
**MT. BAGARABON BEACH AND
MOUNTAIN RESORT**

Winners of the Search for Cleanest Toilet - RESTAURANT CATEGORY:



CHAMPION
**CHARD PLACE BED AND
BREAKFAST**



1ST RUNNER UP
MARIOS RESTO BAR



2ND RUNNER UP
EJY'S GARDEN BY THE BAY

Winners of the Search for Cleanest Toilet – FAST FOOD CATEGORY:



CHAMPION
JOLLIBEE SURIGAO CENTRO



1ST RUNNER UP
MC DONALDS GAISANO



2ND RUNNER UP
GREENWICH

76th BATTLE OF SURIGAO STRAIT COMMEMORATION (OCTOBER 23-25, 2020)

The 76th Commemoration of the Historic Battle of Surigao Strait was highlighted by the floral offering at sea after the traditional flag raising of the four national flags of the Philippines, U.S.A, Australia and Japan.

It was the simplest celebration since the City started commemorating this historical event, due to current global health crisis brought by COVID-19 pandemic which prohibits the gathering of people and conducting events.



17th LIGHT-UP-A-TREE / FESTIVAL OF LIGHTS (DECEMBER 4, 2020)

The Light Up a Tree project is a tradition of the city during the Christmas Season. Despite the pandemic, the city government, thru the City Tourism Office, managed to put up the giant Christmas tree and lighted the City Hall Building to give joy and hope to the Surigaonons amidst the pandemic.



3.4.7. TOURISM INFRASTRUCTURE:

The “Mangrove Forest Floating Walkway” in Barangay Day-asan was funded by the Tourism Infrastructure Enterprise Zone Authority (TIEZA) with a project cost of Php16,457,000.00.

This project was expected to boost the local tourism industry and propel more tourism related socio-economic activities in Barangay Day-asan and provide livelihood opportunities in the community. It also served as a valuable addition to the major ecotourism destinations of Surigao City and strengthening support to diversify new ecotourism products in Caraga region.



CY-2020 CAPABILITY BUILDING ACTIVITIES / SEMINARS & TRAININGS:

- 1. CAPABILITY BUILDING TRAINING FOR LICENSING AND ACCREDITATION OF TOUR GUIDES, BOAT OPERATORS AND TOURISM FRONTLINERS**
- 2. COMMUNITY BASED TOURISM, BASIC TOURIST RECEPTION SERVICE AND TOURIST SAFETY SEMINAR WORKSHOP**
 - ☐ September 19-20, 2020 at Barangay Danawan with 35 participants
 - ☐ December 8-9, 2020 at Barangay Buenavista with 35 participants
 - ☐ December 28-30, 2020 at Barangay Danawan with 40 participants

3.4.8. OTHER TOURISM RELATED ACTIVITIES:

1. Ocular inspection of the tourist accommodations operating within the city;



2. Facilitated Meetings;
 - ☐ Surigao City Tourism & Cultural Development Council, Inc. (SCTDCI)
January 20, 2020; March 6, 2020;
 - ☐ Surigao City Association of Tourist Accommodation (SCATA)
February 17, 2020; November 20, 2020
 - ☐ Surigao City Culture and Arts Council
January 20, 2020; March 3, 2020
3. Orientation of AE's in-charge in the preparation of Monthly Tourist Arrival Reports with 48 participants (February 18, 2020);
4. Tourism Stakeholders Consultation on the implementation of DOT MC No. 2020-002B Health and Safety guidelines governing the operations of Accommodation Establishments and tourist sites under the new normal (July 9, 2020);
5. Implemented the Balik Surigao Program per advisory from the City Mayor;
 - ☐ Assisted a total of **1,802** LSIs and **502** ROFWs / returning Surigaonons stranded from other provinces and cities due to the COVID-19 pandemic;
 - ☐ Established hotline and facebook page for easy communications to Surigao City residents who wished to return home; and provided assistance in accomplishing the requirements needed for returning LSI/s and ROFs; and processing of Certificate of Acceptance;
 - ☐ Assisted LSIs from Davao and LSIs bound to Davao thru "OPLAN HATOD-SUNDO" in partnership with Davao City Tourism Office;
 - ☐ Assisted stranded Foreign and Domestic guests in the processing of travel documents; transportations going to Butuan and Cagayan de Oro Airports; food packs assistance; and access to free rapid anti body test;

6. Facilitated the Barangay Tourism Stakeholders Consultations to resort and cottage operators of Brgys. Ipil, Mabua, Punta Bilar, Lipata, Sabang and Day-Asan, and cave guides of Brgy. Silop on the implementation of Executive Order No. 48, Series of 2020, regulating the operation of the following tourist sites: Ipil Pebble Beach, Mabua Pebble Beach, Looc Pebble Beach, Punta Bilar Beach, Lipata Beach, Sabang Beach, Silop Cave, Day-Asan Water Village and Mangrove Tours, Buenavista Cave and Battle of Surigao Strait Memorial and Museum and Operation of Hotels and other type of Accommodation Establishments.
7. Conducted Orientation on COVID-19 Health Protocols to managers and front office staff of various accommodation establishments (July 28, 2020);
8. Conducted Cultural Mapping & Profiling of Surigao City's Culture and Heritage Assets (54 barangays)
 - ☐ Phase I - Island & Urban Barangays on June 16, 2020 to July 13, 2020;
 - ☐ Phase-II - Mainland Barangays on September 11-20, 2020;
9. Conducted ocular inspection and inventory of tourist sites at Brgy. Danawan (August 21, 2020);

3.5. ENTREPRENEURSHIP, BUSINESS AND INDUSTRY DEVELOPMENT

3.5.1 BUSINESS ESTABLISHMENTS/BUSINESS NAME REGISTRATIONS



The conduct of Business One-Stop-Shop permits licensing held last January 2-20, 2020 at the City Gymnasium, Surigao City.

The City Government sustained the One-Stop-Shop in the processing of business permits, and the undertaking of business tax mapping activity simultaneously with the inspection of business establishments for assessment and collection purposes. These activities were jointly conducted by a composite team headed by the Business Permits and Licensing Office.

In 2020, the city registered a total of 4,952 business establishments. This is about 6.4% increase compared in year 2019 of 4,652 business establishments. Among the business establishments that showed positive increase are: real estate lessors; restaurants/eateries; sari-sari stores; amusement stores; pawnshops/money changers; hardware/lumber shops; general merchandise; meat vendors and service establishments.

Table 3.54 shows the comparative total number of registered business establishments from CY-2012 to 2020; while **Table 3.55** shows the comparative number and type of registered business establishments from CY-2014 to 2020.

Table 3.54
Comparative Total Number of Registered Business Establishments
 2012-2020

2012	2013	2014	2015	2016	2017	2018	2019	2020
3,348	3,614	3,779	3,843	3,894	4,136	4,427	4,652	4,952

Source: Business Permits and Licensing Office, Surigao City

Table 3.55
Comparative Number and Type of Registered Business Establishments
 2014-2020

Type	Number						
	2014	2015	2016	2017	2018	2019	2020
1. Amusement (including computer games/ internet)	140	162	162	164	179	185	189
2. Arrastre	14	14	14	12	12	13	13
3. Banks (commercial and rural bank)	24	25	24	25	25	25	25
4. Bakery	63	77	85	89	93	99	111
5. Banana Cue Vendor	3	3	3	3	4	4	5
6. Barbecue Vendor	15	16	15	16	17	17	21
7. Barber Shop	11	11	13	12	16	18	20
8. Beauty Parlor	35	35	32	31	33	35	37
9. Beer/Softdrinks Distributor	4	14	6	5	5	3	7
10. Beta/VHS/DVD Rent	0	0	0	0	0	0	0
11. Billiard	4	4	4	4	3	2	7
12. Bus/Jeepney Terminal	1	1	1	1	1	1	3
13. Buying and Selling (scrap/bottle)	6	7	6	6	8	10	11
14. Black Smith	1	2	1	1	1	1	1
15. Cafeteria, Eatery and Cook Food	145	159	175	124	141	147	149
16. Catering	20	20	23	26	31	35	36
17. Cockpits	1	2	2	1	1	2	2
18. Contractor	47	61	66	70	78	80	81
19. Cooperative	81	80	81	67	63	66	68
20. Copra Buyer	20	20	20	27	26	25	23
21. Dental Laboratory/Medical Clinic & Drug Test Center	22	26	29	22	24	30	35
22. Dress Shop	10	10	12	4	1	7	7
23. Dried Fish	16	16	14	21	21	21	22
24. Dry Goods/Used Clothing	66	54	56	120	129	132	135
25. Ferry Terminal	1	1	1	1	1	1	1
26. Financing Institution (Lending)	58	58	58	57	62	66	68
27. Fish Coral/Fish Net/Fish Pond	4	4	3	7	8	11	15
28. Fish Vendor	157	152	156	166	170	170	179
29. Flower Vendor	6	7	6	6	6	7	8
30. Funeral Parlor	4	4	5	5	5	5	5

31. Furniture Shop	10	6	14	12	15	17	19
32. Gasoline Station	19	19	16	19	20	20	20
33. General Merchandise	300	361	382	338	351	369	381
34. Grovars (Market Rice/Corn)	63	63	71	80	85	85	85
35. Hardware/Lumber	20	20	34	43	50	61	60
36. Hollow Blocks	19	19	18	23	33	32	32
37. Home Appliance	11	11	8	7	3	5	8
38. Hotel and Lodging	56	48	62	71	71	75	70
39. Ice Cream Peddler/Ice Cream Maker	1	1	1	1	2	2	3
40. Ice Plant/Factory Dealer	3	6	3	6	8	9	8
41. Insurance	18	18	18	19	23	28	28
42. Lechon Services	8	8	2	5	6	9	10
43. Lechon Manok/Pork	16	17	19	21	23	27	33
44. Lettering/Art and Sign	8	3	2	3	3	5	4
45. Mahjong	6	6	6	11	21	25	26
46. Magazine Stand	3	2	4	2	2	1	0
47. Manpower Services	7	13	1	6	10	10	13
48. Manufacturing	71	84	75	82	90	96	99
49. Marine Product (buy and sell)	14	20	22	11	5	6	10
50. Meat Grinder	1	1	0	0	0	0	0
51. Meat Vendor	93	94	91	97	104	112	116
52. Mimeographing and Xerox	15	15	16	12	12	12	12
53. Mining	10	10	12	11	10	10	10
54. Miscellaneous	9	8	41	32	25	38	35
55. Mobile Sound System	7	6	6	9	9	12	10
56. Night Clubs	19	19	19	11	11	11	11
57. Nipa Shingle	2	2	1	1	1	1	2
58. Optical Clinic	7	7	8	10	14	15	15
59. Pawnshop/Jewelry Store/Money Changer	84	84	63	80	83	92	115
60. Peddler	2	5	2	3	1	0	0
61. Pharmacy/Drug and Medical Supplies	28	28	25	35	38	41	44
62. Photo Studio	7	7	8	7	8	10	9
63. Poultry	2	2	1	1	2	2	2
64. Printing Press	19	19	18	21	29	30	32
65. Radio Repair Shop	1	1	5	3	3	0	0
66. Real Estate Lessor	402	429	429	495	526	545	568
67. Refreshment	79	79	84	81	81	97	106
68. Restaurant	48	48	49	90	101	111	108
69. Rice-Corn Retail and Wholesale	63	63	23	53	53	56	58
70. Root Crops	6	6	11	3	3	4	4
71. Sari-sari Store	439	355	358	366	392	425	483
72. School and Other Learning Institution	18	20	28	35	42	44	41
73. Security	9	12	12	10	17	22	23

74. Service Communication	6	12	9	13	14	15	20
75. Service Establishment	485	487	459	472	489	522	537
76. Shipping Agency	6	10	3	18	26	25	21
77. Shoe Making/Repair	5	5	4	4	5	5	5
78. Surigao Memorial Park	1	1	1	1	1	1	1
79. Tailoring	14	15	12	19	22	24	26
80. Tobacco Dealer/Vendor	13	14	18	15	15	15	16
81. Trucking/Hauling	39	45	48	55	67	65	67
82. Vegetable/Fruit Vendor	91	97	113	118	125	124	141
83. Videoke	7	7	24	24	30	30	31
84. Vulcanizing/Repair/Welding/Auto Shop & Fabrication	53	55	57	70	75	88	80
85. Watch Repair Shop	6	5	4	8	8	8	10
TOTAL	3,614	3,728	3,843	3,893	4,136	4,427	4,952

Source: BPLO, Surigao City

Through the Department of Trade and Industry's (DTI) campaign on Business Name Registration, (BNR) a total of 1,379 business name registrants were recorded in 2020. The trading sector recorded a total of 780 firms registered; the services sector recorded a total of 503; the manufacturing/processing sector recorded about 89 firms registered; and the production sector with seven (7) registered firms. The total business name registration increased by 30% from 1,060 in 2019 to 1,379 in 2020. The trading sector contributed a huge increase of 103%; the manufacturing/processing sector increased by 22%; the production sector also increased by 75%; while the services sector decreased by 16%.

Table 3.56 shows the comparative number of business name registration by sector from CY-2015 to 2020.

Table 3.56
Comparative Number of Business Name Registration
2015-2020

Source of Business	No. of Business Name Registered					
	2015	2016	2017	2018	2019	2020
Trading	282	323	315	385	385	780
Services	502	549	555	572	598	503
Manufacturing / Processing	68	103	80	76	73	89
Production	1	5	2	4	4	7
TOTAL	853	980	952	1,037	1,060	1,379

Source: Dept. of Trade & Industry, SDN

3.5.2 BUSINESS INVESTMENTS/ BUSINESS GROSS SALES

The DTI record shows that in 2020, Surigao City's total business investments decreased by a 75% from Php1,527,321,626.00 in 2019 to Php381,790,000.00 in 2020. The decrease was contributed by the Services Sector by a huge 99%; followed by the Manufacturing/Processing Sector by 81%; and

Production Sector by 59%. Meanwhile, the Trading Sector increased by 248% in investments. **Table-57** shows the comparative annual business investments from CY-2018 to 2020.

Table 3.57
Comparative Annual Business Investments
2018-2020

Sources of Business	Investments (Php)		
	2018	2019	2020
Trading	404,002,000.00	51,625,800.00	179,940,500.00
Services	332,939,780.00	1,460,800,326.00	195,019,500.00
Manufacturing/Processing	8,155,500.00	13,535,500.00	5,580,000.00
Production	884,000.00	1,360,000.00	1,250,000.00
TOTAL	745,981,280.00	1,527,321,626.00	381,790,000.00

Source: Dept. of Trade & Industry, SDN

Meanwhile the total gross sales of registered establishments in the city reached about Php13,483,627,131.64 in CY2020. This was about 10.6% increase compared to CY-2019 of Php11,292,607,334.30. Table-58 shows the comparative data on business gross sales of registered establishments in Surigao City from C-2015 to 2020.

Table 3.58
Comparative Data on Business Gross Sales of Registered Establishments
2015-2020

2015	2016	2017	2018	2019	2020
8,144,211,360.50	8,646,840,874.02	9,830,775,052.4	10,205,567,186.06	11,292,607,334.30	13,483,627,131.64

Source: Business Permits and Licensing Office, Surigao City

The City Government of Surigao presented a Certificate of Recognition to top twenty (20) business establishments in terms of business tax payments which contributed much to the financial growth and economic development of Surigao City.

Table 3.59 shows the Top 20 Business Tax Payers last year.



Acting City Treasurer, Mr. Nelson Alcala together with City Mayor Ernesto U. Matugas, Jr. during the presentation of certificate of recognition to Top 20 business tax payers for CY-2020

Table 3.59
Top 20 Business Tax Payers
2020

Rank	Name of Taxpayer	Amount Paid (Php)
1.	Absolute Essential Traders Inc.	2,479,356.00
2.	Leonardo O. Kang (Jollibee/Greenwich/Lessor	1,271,522.24
3.	Coriza B. Benitez (SEC/SMC/Homebaker)	1,251,714.88
4.	TAI-PAN Development, Inc.	1,244,128.28
5.	Surigao del Norte Electric Cooperative	868,621.92
6.	Nickel Asia Corporation	834,688.08
7.	CLYBROS Merchandising Inc.(PARKWAY)	795,461.20
8.	PMFTC, Inc.	773,642.00
9.	Honey Lemon Food Inc.	690,295.00
10.	Adriano E. Tan (Pick Me; TT & Co.)	645,101.37
11.	Development Bank of the Philippines	611,754.92
12.	Mercury Drug Corporation	577,109.96
13.	Apo Cement Corporation	575,937.96
14.	Mary Rose K. Lu (Red Ribbon, Jollibee, Hotel Annex)	557,886.24
15.	BDO Unibank, Inc. / BDO Network Bank, Inc.	546,328.44
16.	Land Bank of the Philippines	515,613.16
17.	Lorna M. Laurente (Eduhome Enterprises, Inc.)	462,436.16
18.	Joey M. Tan (JMT Construction)	455,193.76
19.	Evergreen Tavern Dev't. & Management Corp.	453,087.00
20.	City Hardware Bacolod, Inc. (James C. Lee)	441,754.00

Source: Business Permits and Licensing Office, Surigao City

3.5.3. EMPLOYMENT PROMOTION

The City Government, through the City Public Employment Services Office (PESO) sustained the implementation of the Special Program for Employment of Students (SPES) which employed a total of 80 students for a duration of 20 days in cooperation with the DOLE-SDN.

The City PESO further accomplished the following activities:

1. Orientation Services to 80 student-applicants for SPES Program
2. Solicited a total of 350 job vacancies for local and overseas employment;
3. Placed 1,742 applicants for local employment particularly to the business establishments and have been issued with Mayor's Permit to vouch their employment;
4. Deployed 350 applicants for overseas employment;
5. Assisted 14 OFW Women in Distress in the Middle East in cooperation with the POEA and the recruitment agencies;
6. Conducted Career Guidance and Employment Coaching at 16 schools within the city with the attendance of 832 students;
7. Assisted about six (6) Special Recruitment Activity for Local and Overseas Employment

On the other hand, the Department of Labor and employment (DOLE) recorded a total of 3,198 job vacancies. Leading in the list is the Mining Industry with vacancies for Dump Truck Drivers, Checkers, and Accounting Clerks as the top 3 in-demand jobs.

A total of 15,921 jobs were generated and/or employees hired for the new and renewal of businesses, of which 2,553 were declared employees for the new businesses and 13,368 declared employees from the renewal of businesses. The total declared employees for businesses increased from 14,399 in 2019 to 15,921 in 2020. **Table 3.60** shows the comparative number of employment for new and renewal of business from CY-2016 and CY-2020.

Table 3.60
Comparative Number of Employment for New and Renewal of Business
2016-2020

Particulars	2016	2017	2018	2019	2020
Number of declared employees for new business applications	1,275	1,203	1,807	2,128	2,553
Number of declared employees for business renewals	11,116	11,123	12,443	12,271	13,368
TOTAL	12,391	12,326	14,250	14,399	15,921

Source: Business Permits and Licensing Office, Surigao Cityj

Meanwhile, DTI's campaign on business name registration last year generated 2,454 jobs of which 1,168 were female and 1,286 were male. This was a slight increase of about 2.5% compared against year 2019 of 2,395 jobs generated. The increase was contributed by the Trading Sector and the Production Sector. Meanwhile, there was a 20% and 37% decline in jobs under the Services Sector and Manufacturing/Processing Sector, respectively. **Table 3.61** shows the comparative annual employment generated in business investments from CY-2018 and CY-2020.

Table 3.61
Comparative Annual Employment Generated in Business Investments
2018-2020

Sources of Business	Employment			
	2018	2019	2020	
Trading	979	743	56	1,163
Services	1,412	1,430	-20	1,142
Manufacturing/Processing	201	212	133	
Production	8	10	16	
TOTAL	2,600	2,395	2,454	

Source: Dept. of Trade & Industry, SDN

In the tourism industry, the city supported about 7,705 local jobs in various tourism related establishments including the self-employed, such as the freelance guides, boatmen, drivers and porters, of which 2,015 were females and 5,690 were males. This figure showed a 7% decrease compared to 2019 wherein 8,262 jobs were generated. The said decrease was attributed to the imposed travel restrictions and closure of some businesses in the locality. About 58 accommodation establishments were temporarily closed and 51 travel agencies and tour operators stopped its operations in 2020. A total of 890 tourism workers, to include boat operators, were unemployed during the year. **Table 3.62** shows the annual tourism employment generation per sector of the tourism industry for CY-2020.

Table 3.62
Annual Tourism Employment Generation per Sector of the Industry
2020

SECTOR	FEMALE	MALE	TOTAL
ACCOMMODATION			
Hotel	95	138	233
Pension Houses	89	75	164
Resorts	83	110	193
Tourist Inn	74	54	128
SUB TOTAL	341	377	718
Food Establishments			
▪ Restaurant	186	198	384
▪ Fastfoods	213	220	433
▪ Eateries/Carenderia	127	104	231
▪ Chicken Barbecue	62	58	120
▪ Refreshments	99	88	187
▪ Bars / Entertainment	69	38	107
▪ Catering Services	52	43	95
SUB TOTAL	808	749	1,557
Sea Transport	56	313	369
Air Transport	12	22	34
Land Transport		3,068	3068
SUB TOTAL	68	3,403	3,471
TOUR OPERATORS AND TRAVEL AGENTS	32	39	71
SUB TOTAL	32	39	71
OTHER TOURISM RELATED ENTERPRISES			
Spa And Salons	118	107	225
Gasoline Stations	64	96	160
Shopping Centers / Souvenir Shops	566	812	1378
SUB TOTAL	780	1,054	1,834
SELF-EMPLOYED			
Freelance Tour Guides/Cave Guides/ Boat Men	18	42	60
Porters (Airport & Seaport)		65	65
SUB TOTAL	18	107	125
GRAND TOTAL	2,015	5,690	7,705

Source: City Tourism Office, Surigao City

3.5.4 IMPORTS/EXPORTS PROMOTION

The Bureau of Customs sustained its services in terms of imports and exports in the Port of Surigao City. In 2020, the Bureau of Customs' revenue collection amounted to Php3,887,985.16 against the actual target of Php5,503,669.24 reflecting a performance of -70.64% . This was a 56% decrease compared the 2019 collection of Php8,831,525.00. **Table 3.63** shows the comparative data of BOC's revenue collection from 2018-2020.

Table 3.63
Comparative Data on Revenue Collection
 Surigao City Sub-Port
 2018-2020

Revenue Collection (Php)	Year		
	2018	2019	2020
Actual Collection	29,487,039.0	8,831,525.00	3,887,985.16

Source: Bureau of Customs, Surigao City

There were thirteen (13) Formal Entries processed in 2019 which consisted of rice (NFA), cement, vessel conversion, fertilizer & scrap metals. In 2020, the port processed three (3) entries consisted of coal and scrap metals.

For Informal Entries, there were three (3) entries processed in 2019 and seventeen (17) entries in 2020 which were all personal effects of mining personnel.

Table 3.64 shows the processed informal and formal entries for the years 2019 and 2020.

Table 3.64
Import Comparative Data
 2019-2020

FORMAL CONSUMPTION	2019	2020	DEVIATION	% + (-)
DUTIABLE: NON-OIL				
NO. OF GOODS DECLARATION	13	3	-10	-77%
VOLUME (kgs)	22,093,297	168,230	(21,925,067)	-99%
VALUE (Php)	472,824,825.40	1,863,658.00	(470,961,167.40)	-100%
NON-DUTIABLE: NON-OIL				
NO. OF GOODS DECLARATION	0	2	2	
VOLUME (kgs)	0	16,000,000	16,000,000	
VALUE (Php)	0	76,776,832.00	76,776,832.00	
INFORMAL CONSUMPTION	2019	2020	DEVIATION	% + (-)
DUTIABLE: NON-OIL				
NO. OF GOODS DECLARATION	25	17	-8	-32%
VOLUME (kgs)	885.35	2,221.40	1,336.05	151%
VALUE (Php)	1,055,301.60	2,253,671.97	1,198,370.37	114%

Source: Bureau of Customs, Surigao City

Meanwhile, the BOC's border patrol composite team called Customs Border Protection (CBP) - CARAGA, consisting of law enforcement personnel from the Piers and Inspection Division (PID), Enforcement and Security Service (ESS) and Intelligence Group (IG) was organized to strengthen border protection. The team apprehended and seized, on board vessel, unmanifested steel products valued at Php896,177.00 on August 14, 2020.

4.0 ENVIRONMENTAL MANAGEMENT

4.1 FOREST MANAGEMENT

As part of its commitment to the Enhanced National Greening Program, the City Government through the City Environment and Natural Resources Office (ENRO) initiated a series of mangrove reforestation activities in celebration of the Environment month and other environmental-related activities in Barangay Manjagao, San Jose, Sabang, Cagniog and Nabago. A total of 3,900 mangrove propagules were planted. These activities were actively participated by the barangay officials and non-government organizations.

The City ENRO initially coordinated with fifty (50) barangays for the development of forest park with a minimum area of 0.05 hectares each as part of the implementation of the Forest Land Use Plan.

Several complaints on illegal cutting of mangroves and illegal construction of structures in Barangay San Isidro & Rizal and illegal dumping of Charcoal wood in Barangay Sabang were acted by the office and appropriate sanctions imposed to violators.



Orientation prior to the Mangrove Planting activity



Mangrove Planting conducted in Brgy. Sabang

COASTAL RESOURCE MANAGEMENT

In order to preserve coastal resources for a safer, healthier and sustainable environment and improve the present condition of coastal areas, the Coastal Resource Protection Master Plan for Surigao City was crafted and approved through SP Resolution No. 10-2020 on January 16, 2020. This endeavor was made in collaboration with the Philippine Reclamation Authority in partnership with the Embassy of the Kingdom of Netherlands.



Clean-up Activities undertaken in the coastal area of Barangay Sabang

A series of clean-up drives were initiated by the City ENRO through the Rivers for Life Program in partnership with the Provincial ENRO and in celebration of the World Wetland Day in which 37,350 kg. of wastes were collected. These activities were actively participated with partners from the provincial government of Surigao del Norte, national-line agencies, city offices, non-government organizations and community volunteers. Moreover, the Nine-year Provincial Foreshore Management and Development Plan of Surigao del Norte was also approved per SP Resolution No. 131-2020. These plans aim to aid in the protection, management and development of the city's coastal areas.

In July 2020, the City ENRO assisted in the release of two endangered green sea turtles trapped in the fish pens in Barangay Sabang. The release was witnessed with the representatives from DENR - CENRO, Phil. Coast Guard-Surigao del Norte, City Agriculture Office and the Philippine Maritime Police.



The release of two endangered green sea turtles

4.3 POLLUTION PREVENTION AND MINERAL RESOURCES

A total of 2,523 motorized tricycles with receptacle bins and smoke emission were inspected in compliance to Ordinance no. 277, series of 2008. This activity was conducted annually since 2009 to promote environmental management through conservation and protection of air, water and land.



Motorized Tricycles lined up during inspection conducted by City ENRO



Motorized Tricycle compliant to Ordinance no. 277m s.2018

Seven (7) permits were released for the applicants for Commercial Sand and Gravel (CSAG), four (4) of which were renewal applications and three (3) were new applications.

RENEWAL OF CSAG APPLICATION 2020	
Name of Concessioner	
1. Mr. Robert S. Yuipco	Governor's Permit/Ordinary Earth Soil
2. Mr. Herbert m. Docallos	CSAG
3. Engr. Bernado O. Sanchez	Governor's Permit
4. Mr. Juanito G. Ancla	Governor's Permit

NEW APPLICATION OF CSAG 2020	
Name of Concessioner	Business Name
1. Ms. Theresa M. Resare	Quarry Permit
2. Leoter Rey T. Lugo	Quarry Permit
3. Ms. Leslie Pete Laripa	Gratuitous Permit

In August, an inspection of the reported illegal treasure hunting activities in Barangay Mabua was conducted leading to the confiscation of equipment. Restoration of the area through backfilling of excavated materials was recommended by the City ENRO.



Inspection of illegal Treasure Hunting Activity in barangay Mabua



A reported illegal sand extraction activity was immediately ceased in Barangay Mat-I and the owner was required to comply with the necessary permits

4.4 SOLID WASTE MANAGEMENT

The city government through the City ENRO sustained its Massive Information Education Communication campaign activities on RA 9003 or the Solid Waste Management Act thru Radio broadcasting and posting in the social media sites to increase awareness of the community on environmental protection, conservation and waste segregation even in the midst of COVID-19.

This year, several Intensive Information Education and Campaign activities were conducted in selected barangays and schools following the COVID-19 protocols and guidelines. Partnerships with the barangays, government offices, private sector and academe were further strengthened to ensure waste segregation even in the midst of the pandemic.

In the implementation of vanguard program of the city, the Oplan Kuha Cellophane/Papel and other Recyclable Wastes Program, a total of **3,825.92** kilograms of recycled cellophane and **5,082.22** kilograms of papers, **1,777.00** kilograms of plastic bottles, **5082.90** kilograms of tin cans, **3,815.00** kilograms paper boxes/karton and **1,887.90** kilogram of used cooking oil were collected from January to December 2020.



Left & Right: Students and Business Establishments actively participated in the OPLAN Kuha Cellophane ug Papel Program

**Table 4.1 OPLAN KUHA CELLOPHANE/PAPEL AND RECYCLABLE WASTE PROGRAM
SUMMARY REPORT
For the Month of January - December 2020**

	For the Month of January - December 2020						TOTAL
	CEL (KGS)	PAPEL (KGS)	plastic bottle (KGS)	CANS (KGS)	KARTONS (KGS)	Used Cooking Oil (KGS)	
1. Offices	263.00	3558.25	561.75	24.50	262.80	0.00	4670.30
2. Barangay	2423.45	456.00	1032.70	514.40	1068.00	0.00	5494.55
3. Schools	55.22	75.17	0.00	3.00	63.00	0.00	196.39
4. Establishments	902.65	243.20	127.30	24.00	2394.90	1887.90	5579.95
5. Individuals	176.60	49.30	55.25	17.00	14.30	0.00	312.45
6. National Agencies	5.00	700.30	0.00	0.00	12.00	0.00	717.30
Grand total	3825.92	5082.22	1777.00	582.90	3815.00	1887.90	16970.94



Three (3) newly acquired heavy equipment to be used in the Sanitary Landfill of the city

In partnership with the Philippine Red Cross through its Partners for Resilience(PfR) Program, a Material Recovery Facility(MRF) was established in Barangay Anomar and was inaugurated in December 2020. Equipment and materials for the MRF were turned over to the barangay officials. This MRF will serve as the standard design for succeeding MRFs that will be established in the other 53 barangays of the city.



In relation to City Ordinance no. 407, series of 2018, the Environmental Law Enforcement Team(ELET) was created thru Executive order no. 53, series of 2020, to conduct inspections and monitoring to all business establishments and to issue citation tickets to those violators of the said ordinance. However, due to the request of the business sector, the moratorium was extended until the end of the year, to allow the business establishments to dispose of their remaining plastic cellophanes considering that mandatory quarantine lockdowns were imposed due to COVID-19 guidelines starting in March 2020. The ELET was able to conduct monitoring to business establishments pursuant to city ordinance no. 407.



Materials Recovery Facility in Barangay Anomar

4.5 OPERATION OF THE SANITARY LANDFILL FACILITY

The City Government, through the City ENRO, sustained the beautification and maintenance of the Sanitary Landfill facility from the cleaning of Cell 1 and 2 and the aerator ponds and the draining of waste water to its embankment. The office also supervised the use of two (2) heavy equipment. Another three (3) heavy equipment: (1) backhoe and (2) dump trucks, and one (1) broken glass shredder machine, were acquired this year for the daily operation of the facility.

In 2020, a total of 16,607,079.33 kgs of Residual and Recyclable wastes were dumped in the Sanitary Landfill. This was lower compared to the wastes dumped last 2019 which is 18,256,967.33.

Table 4.2
**MONTHLY SUMMARY REPORT ON RESIDUAL AND RECYCLABLE WASTE DUMPED AND
STORED AT SANITARY LANDFILL SITE
(As of December 2020)**

MONTH	TOTAL WASTE DUMPED AND STORED AT SANITARY LANDFILL SITE/FACILITY				Total No. of Kilos per Month	Average Daily	
	Residual Waste (in kilos)	% to Total	Recyclable Waste (in kilos)	% to Total	(RESIDUAL + RECYCLABLE)	In kilos per day	In Tons per day
January	1,590,459.60	95.15%	80,984.20	4.85%	1,671,443.80	53,917.54	54
February	1,383,131.20	94.80%	75,831.09	5.20%	1,458,962.29	50,309.04	50
March	1,423,007.20	94.16%	88,331.85	5.84%	1,511,339.05	48,752.87	49
April	1,103,043.60	98.86%	12,753.75	1.14%	1,115,797.35	37,193.25	37
May	1,225,957.20	96.66%	42,299.30	3.34%	1,268,256.50	40,911.50	41
June	1,266,575.20	97.05%	38,455.34	2.95%	1,305,030.54	43,501.02	44
July	1,410,327.60	98.94%	15,039.50	1.06%	1,425,367.10	45,979.58	46
August	1,418,098.00	98.75%	17,907.15	1.25%	1,436,005.15	46,322.75	46
September	1,443,528.40	99.95%	750.70	0.05%	1,444,279.10	48,142.64	48
October	1,289,533.20	99.98%	195.75	0.02%	1,289,728.95	41,604.16	42
November	1,253,153.60	99.97%	380.20	0.03%	1,253,533.80	41,784.46	42
December	1,426,928.00	99.97%	407.70	0.03%	1,427,335.70	46,043.09	46
TOTAL	16,233,742.80	97.75%	373,336.53	2.25%	16,607,079.33		

Source: City ENRO

The data in the above table shows that Recyclable Wastes accounted for just over 2% of the total waste collected while the residual waste accounted for 97.75 %.

The City ENRO also conducted inspection to health care facilities and funeral parlors particularly on their disposal practices of hazardous waste. Hotels and other accommodation facilities were also inspected on their compliance to RA 9003. Recommendations were provided to respective facilities and establishments to further improve the management of their solid wastes.



*The collected used cellophanes stored in the Sanitary Landfill Facility (right) and
painted flower pots produced out of the collected used cellophanes using the Plastic
Densifier Machine (left)*

The Shredder and Plastic Densifier Machine were used for the flower pot and brick making using recycled materials. This year, a total of 93 flower pots were produced in the Sanitary Landfill Site.

On the other hand, 240 sacks (35 kgs per sack) of Organic Fertilizer were produced using the Bio-Composter Shredder Machine from Takakura Composting Technology. The organic fertilizer is made from coconut husk and other biodegradable wastes collected from the public markets, flea markets and fruit stands.



Left: Mixing of the produced Organic Fertilizer in the SLF; Center: Sacks of Organic Fertilizer ready for distribution; Right: Healthy vegetables planted using the produced Organic Fertilizer;

The city government through the City General Services Office (CGSO) sustained the daily garbage collection, street cleaning activities and daily maintenance of garbage equipment. This year, a total of 36,930,400 kgs. of residual wastes was collected by the office. This was significantly lower compared to the recorded collected residual wastes of 43,883,500 kgs. in 2019.

Meanwhile, cleanliness in the main thoroughfares was maintained by the street sweepers daily from 4:00 to 8:00 in the morning and 1:00-5:00 in the afternoon.

While efforts had been exerted on massive IEC activities and in the collection of the used plastic cellophanes and other recyclable wastes, reducing the residual wastes remained a challenge to the City ENRO and City GSO.



Street cleaning at the boulevard(Left); night time collection of residual waste (left)right: Garbage trucks parked in the City Hall Compound

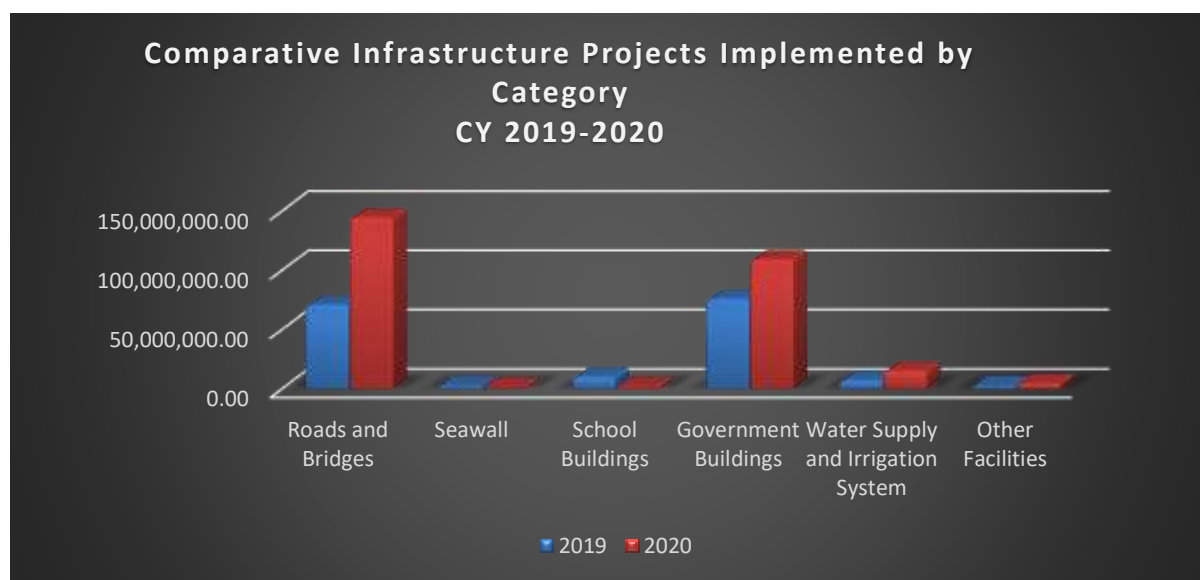
5.0 INFRASTRUCTURE DEVELOPMENT

The city government implemented 82 infrastructure projects in 2020 with a total cost of ₱276,018,500.90, which is higher compared to the previous year's figure of ₱167,508,414.00 and having an overall accomplishment of 95.0%. The said projects were categorized in **Table 5.1**:

Table 5.1
COMPARATIVE INFRASTRUCTURE PROJECTS IMPLEMENTED CY2020

CATEGORY	No. of Projects	Amount	% Accomplishment
1. Roads and Bridges			
a. Roads (construction/concreting/improvement/rehabilitation/repair/completion)	39	₱141,426,315.00	96.0%
b. Drainage System (rehabilitation/improvement)	1	150,000.00	100.0%
c. Bridge (repair/rehabilitation)	3	3,093,997.36	73.0%
2. Seawall (riprap)	1	498,757.41	100.0%
3. School Buildings (construction/repair/rehabilitation)	3	1,492,200.90	100.0%
4. Government Buildings			
a. Government Offices/Buildings (construction/repair/improvement)	13	91,021,948.79	93.0%
b. Health Center (construction/completion)	4	6,830,854.21	100.0%
c. Multi-Purpose/Covered Court (construction/completion)	4	11,477,381.06	100.0%
5. Water Supply and Irrigation System (construction/ repair/completion)	10	15,394,387.62	97.0%
6. Other Facilities			
a. Street Lighting and Electrical Installation	3	3,632,746.15	100.0%
b. Indoor and Outdoor Facility	1	999,912.40	90.0%
TOTAL	82	₱276,018,500.90	95.0%

Source: City Engineer's Office, Surigao City



5.1 ROADS AND BRIDGES

In 2020, maintenance of barangay roads and bridges were among the continuing priority concerns of the City Government of Surigao with 43 projects worth ₱144,670,312.36. The construction, concreting, improvement, rehabilitation, repair, and completion of roads amounted to ₱141,426,315.00 with 39 projects. Among those implemented were the construction of access road from Alang-alang to Calipayan, Brgy. Ipil, rehabilitation and repair of barangay roads, Brgy. Bilabid and completion of road concreting at the back of Barracks, City Boulevard, Barangay Taft. These road projects further improved the transport access condition in the urban and rural areas.



Constructed access road from Sitio Alang-alang to Sitio Calipayan, Brgy. Ipil



Rehabilitated and repaired barangay roads at Brgy. Bilabid



Concreted access road from Villamon to Panansalan, Brgy. Nabago



Completed road concreting at the back of Barracks, City Boulevard, Brgy. Taft



Concreted access road from national highway towards BOSS Museum, Brgy. Punta Bilar

The city government rehabilitated and repaired bridges with a total cost of ₱3,093,997.36. Among those repaired and rehabilitated were located at Brgy. Day-asan and Brgy. Sabang.

5.2 FLOOD CONTROL

Flood mitigation is always one of the major thrusts of the city government to address inundation in some areas during inclement weather conditions. Hence, in 2020, continued rehabilitation and improvement of drainage system were undertaken in the urban barangays with a total cost of ₱150,000.00 to provide easy flow of effluents. Among those implemented was the rehabilitation and improvement of drainage system at Purok Santan, Barangay Taft.

To protect lives and property from erosion due to loss of land and wave action, project for riprapping of seawall was implemented with the amount of ₱498,757.41 in Barangay. Bilabid, one of the island barangays in Hikdop Island.



Riprapped seawall in Brgy. Bilabid

5.3 SCHOOLS AND PUBLIC BUILDINGS

On school buildings construction, rehabilitation and repair, only three (3) projects were implemented with a total amount of ₱1,492,200.90. Among those implemented was the repair/rehabilitation of Senior High School Training Center located in Surigao City Pilot School amounting to ₱248,700.90. A school isolation unit was constructed with an allocation of ₱993,500.00, to address the effects of COVID-19 pandemic

On social infrastructure, the construction and completion of health centers amounting to ₱6,830,854.21 were undertaken including the completion of female building at Residential Center located at Baragay Anomar amounting to ₱997,710.75.

13 projects involving repairs, improvement and construction of government offices and buildings amounted to ₱91,021,948.79 and construction/completion of health centers amounted to ₱6,830,854.21. One of the implemented projects for government building was the construction of chess center located at the Luneta Park.



Health Center with Birthing Facility, Brgy. Danawan



Chess Center, Luneta Park



Health Center at Brgy. Sugbay

Another significant milestone in 2020 was the completion of the Battle of Surigao Strait (BOSS) War Memorial Shrine located at Barangay Punta Bilar amounting to ₱4,990,651.57.

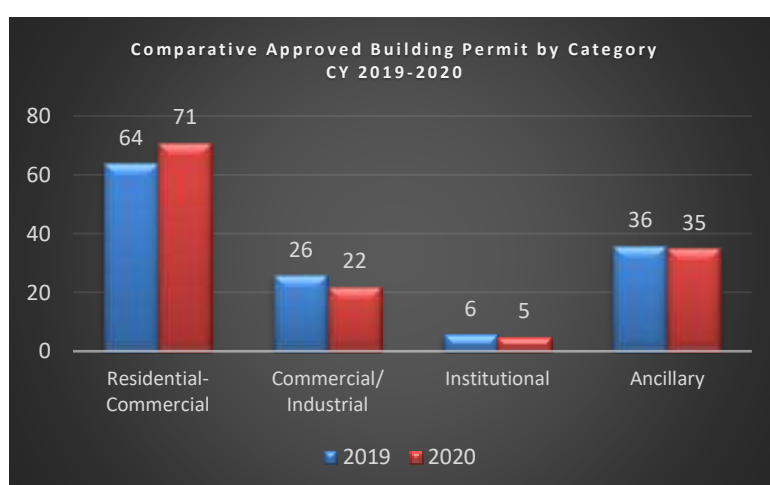


BOSS War Memorial Shrine, Brgy. Punta Bilar

133 building permits were issued in 2020 reflecting an increase of 0.76% compared to the previous year of 132 permits. 53% were for the construction of residential-commercial buildings. The building permits issued were categorized as follows:

CATEGORY	NUMBER	
	2019	2020
Residential-Commercial	64	71
Commercial/ Industrial	26	22
Institutional	6	5
Ancillary	5	6
CHB Fence	31	29
TOTAL	132	133

Source: CEO, Surigao City



5.4 POWER

In 2020, the city government allocated ₱3,632,746.15 for the installation of single-phase line at the city's housing project (NHA Country Homes) in Barangay Cagniog, installation of 200 units LED lamp street lights at Arellano District, installation of 49 units LED lamp street lights at Bernadette Village to Gawad Kalinga site, Sitio Looc, Barangay Luna and installation of 14 units LED lamp street lights at Sitio Panubigon, Barangay Lipata. The installed lamps helped ensure the safety of drivers, riders and pedestrians along these areas during night time.



The Surigao del Norte Electric Cooperative, Inc. (SURNECO) also upgraded its distribution system by extending lateral lines with installation underbuilt/secondary line/transformers and replaced dilapidated and damaged poles and structures including relocation works.

5.5 WATER SYSTEM AND IRRIGATION SYSTEM

In 2020, the City Government implemented ten (10) projects involving the construction, repair and completion of water supply and irrigation system in the different barangays of the city with a total amount of ₱15,394,387.62. This is to ease the day to day living of the residents in the rural and island barangays.



Completed irrigation system in Brgy. Danao



Completed irrigation system in Brgy. Danao



Repaired irrigation dam in Brgy. Orok



Installed transmission water pipeline from source (SMWD) to reservoir, NHA Project


On the other hand, the Surigao Metropolitan Water District (SMWD) in partnership with Prime Water Infrastructure Corporation, Inc. has saved water by 27.35% or 654,857.20 cubic meters in 2020 on well and surface production through repair works especially on major leaks and conducted pressure management to facilitate the production. 98.09% of the leaks detected were repaired. This included leaks from mainline, hydrants and service line.

5.6 PORTS AND UTILITIES

5.6.1 Airport

The Civil Aviation Authority of the Philippines (CAAP) implemented various maintenance projects in 2020. One of these is the repair/rehabilitation of 1.7-kilometer runway pavement by the Pacific Concrete Products, Inc. (PCPI) and VT Lao Construction and Supply with a total amount of P319,715,147.79. The full runway rehabilitation commenced last February 29, 2020 by PCPI thence September 20, 2020 by VTLAO and was completed last December 7, 2020.

Other projects undertaken by CAAP during the year 2020 were the following:



Rehabilitated runway at Surigao City Airport

Project Name	Funding Source	Total Cost	Date Started	Date Completed	Remarks
Sewage Treatment Tank for Terminal Building	CO	P 2,695,000.00	Jan. 15, 2020	April 8, 2020	Completed
Construction of CSIS Building	CO	2,023,543.84	March 4, 2020	April 28, 2020	Completed
Construction of ANS Kitchen	CO	317,062.29	April 10, 2020	July 3, 2020	Completed
Wind Cone	CO	678,047.49	Feb. 26, 2020	June 16, 2020	Completed
Access Gate at the Old Airport Road	CO	490,000.00	March 26, 2020	May 22, 2020	Completed

Source: CAAP, Surigao City

5.6.2 Seaports

Despite the very significant challenges brought about by the COVID-19 pandemic, the Philippine Ports Authority - Port Management Office of Surigao (PPA-PMO) remained up to the task. Although performance indicators show that port operations at ports under its jurisdiction declined in 2020 due to the limitations brought about by imposed measures and health protocols, the PMO managed to mitigate the effects of various constraints.

Domestic Cargo throughput at ports under PMO Surigao enjoyed an increase of around 15% in 2020 compared to the previous year. This was largely due to increased domestic shipment of nickel ore from Cagdianao Mining Corporation and Hinatuan Mining Corporation to the Coral Bay Nickel Corporation in Rio Tuba, Palawan.

On the other hand, Foreign Cargo throughput slightly went down by 2%. The continued exportation of mineral products, along with the importation of sulfuric acid and other chemical inputs used in the high-pressure acid leaching plants of the Taganito HPAL Nickel Corporation, somehow maintained the foreign cargo throughput and offset the effects of decreased trade and commerce due to the COVID-19 pandemic. Foreign shipcalls also decreased by 4% in 2020.

Domestic shipcalls at ports under the PMO also decreased by 20%, particularly RORO vessels serving the Baseport, the Lipata Ferry Terminal and the Port of Dapa in Siargao Islands as health protocols constrained maritime trade, causing fewer scheduled trips of liners, particularly those connecting Surigao City to Cebu City and the island ports of Siargao, Dinagat and Southern Leyte.

Passenger traffic was also significantly affected, decreasing by 66% in 2020 due to the imposed health protocols. RORO vehicles loaded/unloaded at the RORO ports of PMO Surigao declined by 33% in 2020.

Table 5.2
Comparative Shipping and Trade Statistics
As of December 28, 2020

Particulars	2019	2020	Variance
Foreign Cargo	27,763,459	27,231,648	-2%
Domestic Cargo	1,766,726	2,033,731	15%
Foreign Shipcalls	619	597	-4%
Domestic Shipcalls	18,723	14,962	-20%
Passenger Traffic	3,378,783	1,118,463	-66%
RORO Vehicles	252,642	168,356	-33%

Source: PPA-PMO Surigao

For engineering projects, the following were implemented at the Port of Lipata and Port of Surigao in 2020:

Project Title/Location	ABC Cost	Date Started	Target Date of Completion	Status/Remarks
Repair of Drainage System and Pavement, Port of Lipata	P27,851,737.00	-	-	Posting/Advertisement of Invitation of Bid was done on Dec. 21, 2020. Opening of Bids is scheduled on January 11, 2021
Repair of Back-up Area at New Expansion Project, Port of Surigao	26,514,804.31	October 10, 2019	To be revised	Suspension Order No. 1 was issued to the contractor effective February 21, 2020 pending issuance of clearance to demolish the existing Steel Tower and GMDSS Building from DICT/DOTr.
Repair of Dilapidated Roofing and Ceiling at Admin. Building, Port of Surigao	3,519,206.20	Nov. 25, 2019	July 26, 2020 (revised due to issuance of Suspension Order amidst COVID-19 pandemic)	100% completed as of July 26, 2020
Repair of Passenger Covered Walkway and Concrete Pavement, Port of Surigao	4,483,255.82	December 22, 2019	August 12, 2020 (revised due to issuance of Suspension Order amidst COVID-19 pandemic)	100% completed as of August 12, 2020
Repair of Ramps 1, 2 & 3, Port of Lipata; Pavement, Port of Surigao	14,758,175.53	January 15, 2020	August 20, 2020 (revised due to issuance of Suspension Order amidst COVID-19 pandemic)	100% completed as of August 20, 2020
Expansion of Back-up Area with Roro Ramp, Port of Lipata	253,030,720.00	March 2, 2020	October 22, 2021	54.91% completed. Implemented and supervised by PCMD. The project is on-going with a positive slippage of 0.014%

Source: PPA-PMO Surigao

5.7 INFORMATION AND COMMUNICATION TECHNOLOGY (ICT)

The Department of Information and Communication (DICT) draws its mandate from the provisions of R.A. No. 10929, the Free Wi-Fi for All Program that provides free, fast and secure internet access in public places across the Philippines. It aims to accelerate the Philippine government's efforts in enhancing internet accessibility for Filipinos so that economic, social and educational opportunities will be bolstered, and the growing digital divide can be bridged.

In 2020, DICT provided Free Wi-Fi in Surigao City as one of the recipients of the said program. Among those activities conducted and initiated by DICT in Surigao City were the following:

Activity	Date	Location/Recipients
Acceptance of the IPTM for Surigao City Town Plaza/LGU Hall	February 7, 2020	Surigao City Hall
Activation of MIS Free Wi-Fi – Four (4) Wi-Fi Access Points activated	April 2, 2020	SSCT, Surigao City
Activation of MIS Free Wi-Fi – Four (4) Wi-Fi Access Points activated	April 16, 2020	Caraga Regional Hospital, Surigao City
Activation of MIS Free Wi-Fi – Four (4) Wi-Fi Access Points activated	April 23, 2020	Surigao City Integrated Bus and Jeepney Terminal, Surigao City
Activation of MIS Free Wi-Fi – Four (4) Wi-Fi Access Points activated	May 20, 2020	DOH – Treatment and Rehabilitation Center Caraga, Brgy. Anomar, Surigao City
Provision of Free Wi-Fi Internet Access	September 2, 2020	Surigao City Hall
Provision of Temporary Free Wi-Fi Internet Access at Surigao City GYM-LGUs designated “one-stop-shop” for COVID-19 related pass documents	September 2, 2020	Surigao City Gym

Table 5.3
2020 ACCOMPLISHED INFRASTRUCTURE PROJECTS
SURIGAO CITY

NAME OF BARANGAY	NO .	NAME OF PROJECT	APPROP.	SOURCE OF FUND	% OF COMPLETION
Alegria	1.	1 Completion of Tourist Inn .	1,000,000.00	Infra Dev't. Support Project 2020 (Gov't. Public Bldg. & Facility)	100%
		Sub-total	1,000,000.00		
Anomar	2.	1 Construction of School . Perimeter Fence, Anomar Elem. School & Anomar National High School	250,000.00	20% DF, CY 2020	100%
	3.	2 Completion of Female Building . at Residential Center	997,710.75	20% DF, CY 2019	100%
	4.	3 Completion of Fencing at . Residential Center	999,630.79	20% DF, CY 2019	100%
	5.	4 Construction of Upper Sangay . Anomar Irrigation System	1,281,811.36	20% DF, CY 2020	100%
	6.	5 Improvement/Upgrading of . Level II Water System	2,996,667.09	Appropriation Ordinance No. 18, S. 2019	100%
		Sub-total	6,525,819.99		
Aurora	7.	1 Rehab. of Roads at Purok 1 & 2 .	997,761.32	20% DF 2020	100%
		Sub-total	997,761.32		
Bilabid	8.	1 Rehab. and Repair of Barangay . Roads	997,691.36	20% DF, CY 2020	100%
	9.	2 Riprapping and Seawall of Purok . 3	498,757.41	20% DF, AB 2020	100%
		Sub-total	1,496,448.77		
Bonifacio	10.	1 Construction of Covered Court . Bleacher	498,976.44	20% DF, CY 2020	100%
		Sub-total	498,976.44		
Cagniog	11.	1 Concreting of Roads at CASETTA . towards Canlanipa going to Cagniog	1,996,997.72	20% DF, CY 2020	100%
	12.	2 Construction of Access Road . from Cagniog to Canlanipa (CASETTA)	5,895,302.20	LGSF - General Appropriations Act of 2019	100%
	13.	3 Installation of Transmission . Water Pipeline from Source (Prime Water) to Reservoir, NHA Project, Sitio Escalon	983,032.40	20% DF, CY 2020	100%
	14.	4 Installation of Single-Phase Line, . NHA Country Homes	1,790,000.00	20% DF, CY 2020	100%
		Sub-total	10,665,332.32		
Canlanipa	15.	1 Rehab. of Roads Canlanipa . Homes (Phase III)	2,994,925.29	20% DF, CY 2020	100%
	16.	2 Concreting of Road at Purok 1 . Proper to Purok 2 Proper	994,706.36	20% DF, CY 2020	100%
		Sub-total	3,989,631.65		

NAME OF BARANGAY	NO .	NAME OF PROJECT	APPROP.	SOURCE OF FUND	% OF COMPLETION
Cantiasay	17.	1 Conc. of Brgy. Roads, Purok 4 and 7	3,928,026.50	Trust Fund	50%
		Sub-total	3,928,026.50		
Danao	18.	1 Completion of Irrigation System	1,598,499.11	20% DF, CY 2020	100%
	19.	2 Completion of Health Center with Birthing Facility	596,999.26	20% DF, CY 2019	100%
		Sub-total	2,195,498.37		
Danawan	20.	1 Const./Completion of Health Center with Birthing Facility	2,645,153.32	20% DF, CY 2019	100%
		Sub-total	2,645,153.32		
Day-asan	21.	1 Repair/Rehab. of Day-asan Bridge	1,993,997.36	LDRMF AB 2019	18%
		Sub-total	1,993,997.36		
Ipil	22.	1 Concreting of Access Road towards Talipapa	399,389.20	20% DF, CY 2020	100%
	23.	2 Completion of Irrigation System, Sitio Palhi	547,569.97	20% DF, AB 2020	100%
	24.	3 Concreting of Access Road from Purok Sampaguita towards Public Cemetery	871,820.74	Appropriation Ordinance No. 44, s. 2019	100%
	25.	4 Completion of Irrigation System, Sitio Dacuman	994,206.63	20% DF, AB 2020	100%
	26.	5 Construction of Kiosk and Improvement of Luneta Park	996,162.96	20% DF, CY 2020	100%
	27.	6 Construction of Access Road from Alang-alang to Calipayan	6,997,763.85	LGSF - General Appropriations Act of 2019	100%
		Sub-total	10,806,913.35		
Luna	28.	1 Installation of 50 KVA Transformer & Metering, Polyclinic	859,713.75	20% DF, CY 2020	100%
	29.	2 Concreting of Airport Diversion Road, Km. 6, Sitio San Vicente	2,997,007.80		
	30.	3 Redevelopment and Upgrading of City Terminal	4,994,228.01	20% DF, CY 2020	100%
	31.	4 Construction of Access Road from Highway-Revcor-Tuazon-Bernadette Village	9,189,821.18	LGSF - General Appropriations Act of 2019	100%
	32.	5 Construction of Access Road from Looc to Bacud	9,484,470.55	LGSF - General Appropriations Act of 2019	100%
		Sub-total	27,525,241.29		
Mabini	33.	1 Construction Irrigation System	991,123.65	20% DF, CY 2020	100%
		Sub-total	991,123.65		
Manjagao	34.	1 Concreting of Barangay Road	993,918.68	20% DF, CY 2020	100%
		Sub-total	993,918.68		
Mat-i	35.	1 Completion of Brgy. Mat-I Irrigation System (Phase I)	1,994,842.44	20% DF, CY 2020	74.65%
		Sub-total	1,994,842.44		

NAME OF BARANGAY	NO .	NAME OF PROJECT	APPROP.	SOURCE OF FUND	% OF COMPLETION
Nabago	36.	1 Concreting of Access Road from Villamon to Panansalan	9,495,057.75	LGSF - General Appropriations Act of 2019	100%
		Sub-total	9,495,057.75		
Orok	37.	1 Repair of Irrigation Dam System	1,346,902.07	20% DF, CY 2019	100%
		Sub-total	1,346,902.07		
Poctoy	38.	1 Construction of Additional Slaughter House Stockyard	797,830.52	20% DF CY 2019	100%
	39.	2 Construction of Multi-Purpose Building	3,992,261.56	20% DF, CY 2020	100%
		Sub-total	4,790,092.08		
Punta Bilar	40.	1 Conc. of Access Road from National Highway towards BOSS Museum	446,467.20	20% DF per AO No. 57, s. 2019	100%
	41.	2 Completion of War Memorial Shrine	4,990,651.57	20% DF, CY 2020	100%
		Sub-total	5,437,118.77		
Rizal	42.	1 Repair of Sitio Balibayon Irrigation System	1,647,549.29	20% DF, AB 2020	100%
	43.	2 Construction of Access Road from Lumaban to Olawan	9,675,559.20	LGSF - General Appropriations Act of 2019	100%
		Sub-total	11,323,108.49		
Sabang	44.	1 Rehabilitation Program for Surigao River	500,000.00	Trust Fund	100%
	45.	2 Construction of Timber Footbridge @ Purok 1	600,000.00	20% D.F. 2020 Infra Dev't. Proj. Brgy. Roads & Bridges	
		Sub-total	1,100,000.00		
San Juan	46.	1 Concreting of Rafael Eliot Street	827,065.56	Appropriation Ordinance No. 45, s. 2019	100%
	47.	2 Conc. Of Road, Purok 9	1,828,658.54	Appropriation Ordinance No. 45, s. 2019	100%
	48.	3 Concreting of F. Silvosa Street	2,158,116.60	20% DF, CY 2020	100%
	49.	4 Concreting of R. Kaimo Street	5,395,574.71	20% DF, CY 2020	100%
	50.	5 Concreting of C. Villalba Street	5,419,957.56	20% DF, CY 2020	100%
	51.	6 Concreting of N. Eguna Street	5,500,396.82	20% DF, CY 2020SEF - 2018	100%
	52.	7 Provision of ECCD-NCDC Indoor & Outdoor Facility	999,912.40	Capital Outlay School Building	90%
		Sub-total	22,129,682.19		

NAME OF BARANGAY	NO .	NAME OF PROJECT	APPROP.	SOURCE OF FUND	% OF COMPLETION
San Roque	53.	1 Completion of Health Center with Birthing Facility	597,185.56	20% DF, CY 2019	100%
		Sub-total	597,185.56		
Silop	54.	1 Construction of Road within Sanitary Landfill (Site), Landfill to Existing Water tank	2,194,990.14	20% DF, CY 2020	100%
	55.	2 Concreting of Main Access Road to SLF, Sitio Toril-Landfill Area Junction	4,994,971.37	20% DF, CY 2020	100%
		Sub-total	7,189,961.51		
Sugbay	56.	1 Construction of Pantalan Shed	997,602.40	20% DF, CY 2020	100%
	57.	2 Construction of Health Center	2,991,516.07	20% DF, CY 2020	100%
		Sub-total	3,989,118.47		
Taft	58.	1 Rehabilitation/Improvement of Drainage System @ Pathway, Purok Santan	150,000.00	20% DF 2020 Infra Dev't. Proj. Brgy. Roads and Bridges	100%
	59.	2 Concreting of Road A5 Corner Espina Street	200,000.00	20% DF 2020 Infra Dev't. Proj. Brgy. Roads and Bridges	100%
	60.	3 Repair/Rehabilitation of Senior High School Training Center, Surigao City Pilot School	248,700.90	SEF - 2019 Capital Outlay School Building	100%
	61.	4 Repair of City Roads along City Streets	400,000.00	20% DF 2020 Infra Dev't. Proj. Brgy. Roads and Bridges	100%
	62.	5 Construction of 1-Storey Women & Children Protection Office, PNP Compound, Borromeo Street,	1,497,298.88	Annual Budget CY 2019	100%
	63.	6 Completion of Road Concreting at the Back of Barracks, City Boulevard	1,604,190.72	20% DF, CY 2020	90%
	64.	7 Construction of Access Road (Phase II) at Purok Adelfa & African Daisy	1,990,723.80	20% DF, CY 2020	100%
	65.	8 Rehab. of Nueva Street Extension	2,999,354.40	20% DF, CY 2020	100%
	66.	9 Improvement of City Boulevard	12,991,972.26	Trust Fund	90%
		Sub-total	22,082,240.96		

NAME OF BARANGAY	NO .	NAME OF PROJECT	APPROP.	SOURCE OF FUND	% OF COMPLETION
Togbongon	67.	1 Construction of Multi-Purpose Building (Phase 2)	2,995,995.25	Appropriation Ordinance No. 44, s. 2019	100%
	68.	2 Completion of 2-Storey Multi-Purpose Building	3,990,147.81	20% DF, CY 2020	100%
		Sub-total	6,986,143.06		
Trinidad	69.	1 Completion of Irrigation System	1,995,216.01	20% DF, CY 2020	100%
		Sub-total	1,995,216.01		
Washington	70.	1 Repair of Roads	400,000.00	20% D.F. 2020 Improvement of City/Brgy. Roads and Bridges	100%
	71.	2 Concreting of Road at Roxas Extension to Purok Rosas	489,492.53	20% DF, CY 2020	100%
	72.	3 Concreting of Roads towards Pantalan I	498,333.44	20% DF, CY 2020	100%
		Sub-total	1,387,825.97		
Zaragosa	73.	1 Rehabilitation of Road from Pantalan going to Church	497,952.68	20% DF, CY 2020	100%
	74.	2 Concreting of Road (Completion)	994,586.26	20% DF, CY 2020	100%
		Sub-total	1,492,538.94		
Surigao City/Gov't Offices	75.	1 Completion of PDAO/Multi-Purpose Building, Parrucho St., City Hall Compound,	450,723.08	20% DF, CY 2019	100%
	76.	2 Repair/Improvement of Comfort Room @ SP Building, City Hall Compound	498,732.84	SB NO. 01 AO# 3 S. 2020	100%
	77.	3 Fabrication of Impounding Kennel Cages to Mainland Barangays	598,500.00	LDRRMF 2019	100%
	78.	4 Construction of School Isolation Unit	993,500.00	General Fund Proper	100%
	79.	5 Rehabilitation of Road at City Hall Ground around the Flagpole, City Hall Compound	1,460,011.26	20% DF, AB 2019	100%
	80.	6 Construction of Chess Center, Luneta Park	1,997,250.19	20% DF, CY 2020	100%
	81.	7 Surigao City Luneta Park Revitalization Plan	15,229,051.44	LGSF - Assistance to Cities	25%
	82.	8 Construction of 3-Storey City Hall Annex Building, City Hall Compound	75,199,854.81	Trust Fund (DBP Bank Loan)	15%
		Sub-total	96,427,623.62		
		GRAND TOTAL	276,018,500.90		

Source: CEO, Surigao City